



# SMARTER LIGHTING CHOICES

SINCE 1998





INTERIOR LIGHTING



EXTERIOR LIGHTING




SMART LIGHTING  
CONTROLS



# LED STRIP LIGHTS

An exciting range of interior and exterior LED strip lights, ideal for residential and commercial environments, with Smart technology.






Bluetooth Lighting control technology can save the installer time when creating multi-switch control lighting circuits by using the innovative SAL PIXIE Multifunction control or the SAL PIXIE Multifunction remote control? Check out the wiring diagrams of the SAL PIXIE Multifunction controls to see how simple it is to save time and money with multifunction switch circuits.

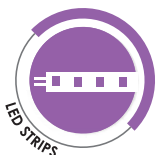
*Need more information on Bluetooth Technology? Check out the SAL web FAQ's or speak to your local SAL team member.*



<b>P274</b> RANGE INTRODUCTION 	<b>P276</b> WHITE IP44 FL1209/S 	<b>P277</b> WHITE IP67 FL1209/SR 	<b>P278</b> WHITE FLP12V2M/5M/S 	<b>P280</b> COLOUR IP44 FL1206/S 
<b>P281</b> RGB FLP12V5MRGB 	<b>P282</b> WHITE FL2406/R05 	<b>P284</b> WHITE FL2406/SS10 	<b>P285</b> WHITE FL2412/SS10 	<b>P286</b> WHITE FL2406/SS10 
<b>P287</b> WHITE FL2412/SS10R9 	<b>P290</b> WHITE SMART FLP12V/SBT 	<b>P291</b> RGB SMART FLP12V/RGBBT 	<b>P292</b> RGB FL2415RGB/S 	<b>P293</b> WHITE FLH2420 
<b>P294</b> QUICK CONNECT KIT 	<b>P296</b> NEON SIDE - FLN2407 	<b>P297</b> NEON TOP - FLN2410 	<b>P298</b> NEON BEND - RGB FLN2412 	<b>P300</b> CHANNEL SLT1000 
<b>P301</b> SLT3000 CHANNEL SERIES 	<b>P302</b> CHANNEL SLT3040, SLT3050 	<b>P303</b> CHANNEL SLT4050, SLT4060 	<b>P304</b> CHANNEL SLT5000, SLT6010 	<b>P305</b> CHANNEL SLT6000, SLT6050 
<b>P306</b> CONTROL LT8913 DIM 	<b>P308</b> CONTROL LT8913 RGB 	<b>P310</b> REPEATER LT8914 DIM/RP 	<b>P312</b> REPEATER LT8914 RGB/RP 	<b>P314</b> CONTROL LT8915 DIM 
<b>P316</b> CONTROL LT8915 RGB 	<b>P318</b> CONTROL LT8915DIM/BT 	<b>P320</b> CONTROL LT8915RGB/BT 		



For Interior products, the designated IP rating is "from below the ceiling" unless otherwise specified.



## LED STRIP RANGE

### 12V Low voltage LED strip

Type	Voltage	CCT / Colour	Power (W/m)	IP Rating	Width (mm)	Roll Length (m)
FL1209/S	12V DC	WW, CW, DL	9	IP44	10	5
FL1209/SR	12V DC	WW, CW, DL	9	IP67	12	5
FL1206/S	12V DC	Red, Green, Blue	6	IP44	10	5

### 12V Low voltage LED strip kit

Type	Voltage	CCT / Colour	Power (W/m)	IP Rating	Width (mm)	Roll Length (m)
FLP12V2M/S	12V DC	WW, NDL	6	IP44	8	2
FLP12V5M/S	12V DC	WW, NDL	6	IP44	8	5
FLP12V5M/RGB	12V DC	RGB	6	IP44	10	5

### 12V Low voltage Smart LED strip kit

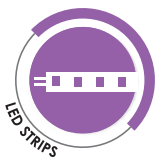
Type	Voltage	CCT / Colour	Power (W/m)	IP Rating	Width (mm)	Roll Length (m)
FLP12V2M/GBT	12V DC	WW, NDL	6	IP44	8	2
FLP12V5M/GBT	12V DC	WW, NDL	6	IP44	8	5
FLP12V2M/RGBBT	12V DC	RGB	6	IP44	10	2
FLP12V5M/RGBBT	12V DC	RGB	6	IP44	10	5

### 24V Low voltage LED strip

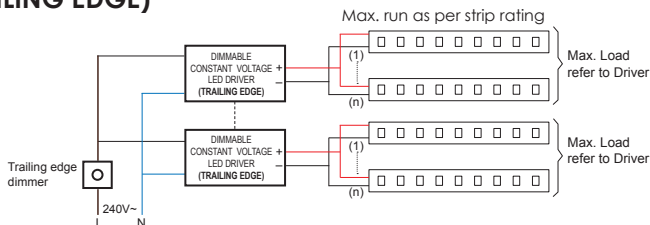
Type	Voltage	CCT / Colour	Power (W/m)	IP Rating	Width (mm)	Roll Length (m)
FL2406/R05	24V DC	WW, NDL, BLUE	6	IP20	5	30
FL2406/SS10	24V DC	WW, CW, DL	6	IP65	10	20
FL2412/SS10	24V DC	WW, CW, DL	12	IP65	10	20
FLH2420	24V DC	WW, CW, DL	20	IP20	8	5
FL2415RGB/S	24V DC	RGB	15	IP44	10	6
FLL2406/SS10	24V DC	WW, CW, DL	6	IP65	10	20
FLL2406/SS10R9	24V DC	WW, CW, DL	12	IP65	10	20

WW: Warm White - 3000K, CW- Cool White - 4000K, NDL: Neutral Daylight - 5000K, DL: Daylight - 6000K  
RGB: Colour Selectable

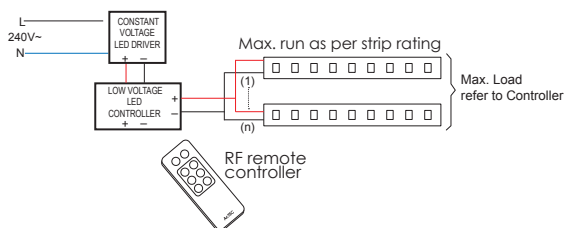
For terms and conditions of catalogue data use, refer to INDEX



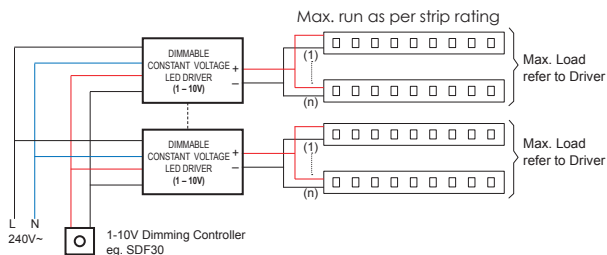
## SINGLE WHITE COLOUR LED STRIP DIMMING WIRING DIAGRAM TYPE A (TRAILING EDGE)



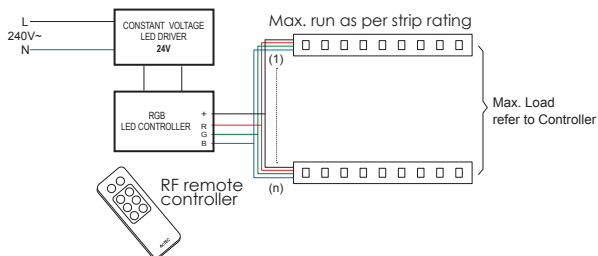
## TYPE B (LED CONTROLLER)

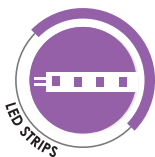


## TYPE C (1 – 10V)



## RGB LED STRIP WIRING DIAGRAM





## 12V LV WHITE COLOUR LED STRIP IP44 FL1209/S - 9W/M

Versatile IP44 LED Single colour white strips

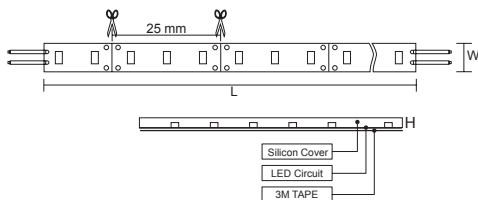
### Application

Versatile IP44 LED white colour strips,  
ideal for residential features

### Design Specifications

- High efficiency SMD LED chips, with 3M self adhesive tape, silicon covered
- Max run per driver 5m, cuttable every 25mm, dimmable with compatible drivers
- Heat sink and 12V constant voltage driver required
- Dimming options: (wiring refer page 275)
  - Type A - Trailing edge dimming,
  - Type B - LED controller LT8913DIM, LT8915DIM and LT8914DIM/RP, LT8915DIM/BT
  - Type C - analogue 1-10V
- Channel options refer pages 299-305

### Dimensions



### Performance

Dimmable - Optional

Dimmer Type - Refer Dimming Options

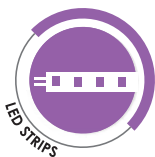


### Technical Specifications

Model No.	Input (V)	Power (W/m)	Lumen (lm/m)	CCT (K)	CRI	Beam Angle	Cuttable Length	Dimensions W x H (mm)	LED Quantity
FL1209WW/S	12V DC	9	600	3000	> 80	115°	25 mm	10 x 3	120p/m
FL1209CW/S	12V DC	9	600	4000	> 80	115°	25 mm	10 x 3	120p/m
FL1209DL/S	12V DC	9	600	6000	> 80	115°	25 mm	10 x 3	120p/m

For terms and conditions of catalogue data use, refer to INDEX





## 12V LV WHITE COLOUR LED STRIP IP67 FL1209/SR - 9W/M

Versatile IP67 LED Single colour white strips

### Application

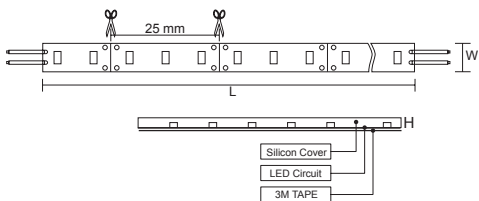
Exterior feature lighting, residential or commercial spaces

### Design Specifications

- High efficiency SMD LED chips, with 3M self adhesive tape, silicon covered
- Max run per driver 5m, cuttable every 25mm, dimmable with compatible drivers
- Heat sink and 12V constant voltage driver required
- Dimming options: (wiring refer page 275)
  - Type A - Trailing edge dimming,
  - Type B - LED controller LT8915DIM and LT8914DIM/RP, LT8915DIM/BT
  - Type C - analogue 1-10V
- Channel options refer pages 299-305



### Dimensions



### Performance

Dimmable - Optional

Dimmer Type - Refer Dimming Options



### Technical Specifications

Model No.	Input (V)	Power (W/m)	Lumen (lm/m)	CCT (K)	CRI	Beam Angle	Cuttible Length	Dimensions W x H (mm)	LED Quantity
FL1209WW/SR	12V DC	9	500	3000	> 80	115°	25 mm	12 x 4.5	120p/m
FL1209CW/SR	12V DC	9	500	4000	> 80	115°	25 mm	12 x 4.5	120p/m
FL1209DL/SR	12V DC	9	500	6000	> 80	115°	25 mm	12 x 4.5	120p/m



## FLP12V2M/S - 6W/M

Single white colour 12V low voltage  
LED strip KIT 2m

### Application

An creative solution for residential and commercial interior spaces

### Design Specifications

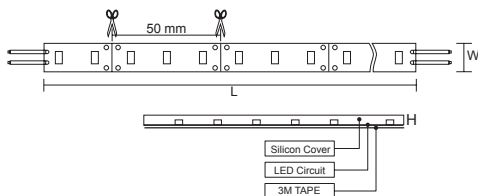
- 12V weatherproof LED flexible strip with 3M self-adhesive tapes at back
- Pre-wired strip kit includes IP20 LED driver, LED strip & 1.2 m flex & 2 pin plug
- Plug & play ready to use
- High efficiency SMD LED chips, beam angle 115°
- Choice of 3000K or 5000K
- Stable working performance and even light output, heatsink recommended
- Cuttable every 50 mm at the scissors symbol, 2m kits

NOTE: when cutting LED strips, it is always important to calculate the remaining LED load to reconfirm its compatibility with the existing driver, as driver changes may be required with moderate reduction in loads.

- Channel options refer page 299-305



### Dimensions



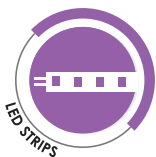
### Performance

Dimmable Driver - No



### Technical Specifications

Model No.	Input (V/Hz)	Power (W/m)	Lumen (lm/m)	CCT (K)	CRI	Beam Angle	Cutttable Length	Dimensions L x W x H (mm)	LED Quantity
FLP12V2M/WW/S	240/50	6	300	3000	> 80	115°	50 mm	2000 x 8 x 2.5	60p/m
FLP12V2M/NDL/S	240/50	6	300	5000	> 80	115°	50 mm	2000 x 8 x 2.5	60p/m



## FLP12V5M/S - 6W/m

Single white colour 12V low voltage  
LED strip KIT 5m

### Application

An creative solution for residential and  
commercial interior spaces

### Design Specifications

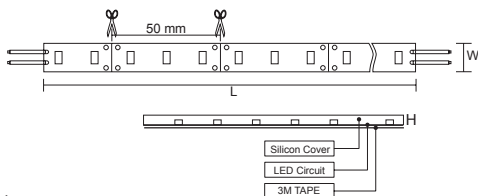
- 12V weatherproof LED flexible strip with 3M self-adhesive tapes at back
- Pre-wired strip kit includes IP20 LED driver, LED strip & 1.2 m flex & 2 pin plug
- Plug & play ready to use
- High efficiency SMD LED chips, beam angle 115°
- Choice of 3000K or 5000K
- Stable working performance and even light output, heatsink recommended
- Cuttable every 50 mm at the scissors symbol, 5m kits

NOTE: when cutting LED strips, it is always important to calculate the remaining LED load to reconfirm its compatibility with the existing driver, as driver changes may be required with moderate reduction in loads.

- Channel options refer page 299-305



### Dimensions



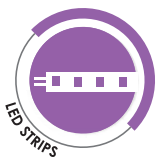
### Performance

Dimmable Driver - No



### Technical Specifications

Model No.	Input (V/Hz)	Power (W/m)	Lumen (lm/m)	CCT (K)	CRI	Beam Angle	Cuttable Length	Dimensions L x W x H (mm)	LED Quantity
FLP12V5M/WW/S	240/50	6	300	3000	> 80	115°	50 mm	5000 x 8 x 2.5	60p/m
FLP12V5M/NDL/S	240/50	6	300	5000	> 80	115°	50 mm	5000 x 8 x 2.5	60p/m



## 12V LV SINGLE COLOUR LED STRIP IP44 FL1206/S - 6W/M


An innovative selection of cuttable single colour LED strips

### Application

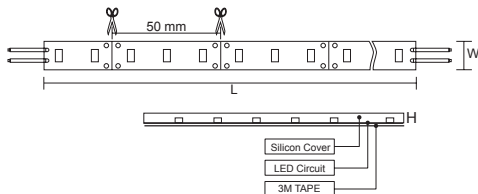
Versatile single colour  
IP44 LED colour strips

### Design Specifications

- High efficiency SMD LED chips, with 3M self adhesive tape, silicon covered
- Max run per driver 5m, cuttable every 50mm, dimmable with compatible drivers
- Heat sink and 12V constant voltage driver required
- Dimming options: (wiring refer page 275)
  - Type A - Trailing edge dimming,
  - Type B - LED controller LT8913DIM, LT8915DIM and LT8914DIM/RP, LT8915DIM/BT
  - Type C - analogue 1-10V
- Channel options refer pages 299-305



### Dimensions



### Performance

Dimmable - Optional  
Dimmer Type - Refer Dimming Options

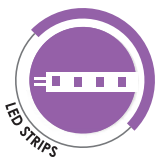


### Technical Specifications

Model No.	Input (V)	Power (W/m)	Lumen (lm/m)	Colour	Wave length (nm)	Beam Angle	Cuttable Length	Dimensions W x H (mm)	LED Quantity
FL1206RD/S	12V DC	6	120	Red	R: 620~630	115°	50 mm	10 x 3.5	60p/m
FL1206GN/S	12V DC	6	220	Green	G: 520~530	115°	50 mm	10 x 3.5	60p/m
FL1206BU/S	12V DC	6	60	Blue	B: 460~470	115°	50 mm	10 x 3.5	60p/m

For terms and conditions of catalogue data use, refer to INDEX





## 12V LV RGB LED STRIP KIT IP44 FLP12V5MRGB - 6W/M

A creative 12V 5m RGB weatherproof LED flexible strip kit

### Application

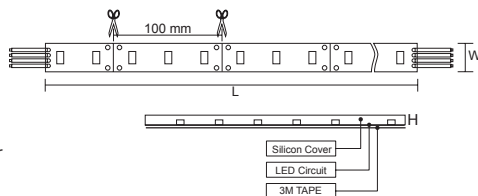
Decorative residential features, bar areas, kitchens and stairs



### Design Specifications

- Silicon covered 12V weatherproof LED flexible strip with 3M self adhesive tape
- Plug and play ready to use
- 5m length, cuttable every 100mm at designated cut lines. NOTE: when cutting LED strips, it is always important to calculate the remaining LED load to reconfirm its compatibility with the existing driver, as driver changes may be required with moderate reduction in loads
- Multi-function remote controller included
- IP44 weatherproof strip, IP20 flex, plug & driver
- Channel options refer pages 299-305

### Dimensions



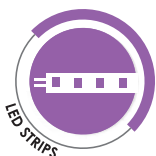
### Performance

Dimmable Driver - Yes  
Dimmer Type - LED controller



### Technical Specifications

Model No.	Input (V/Hz)	Power (W/m)	Wavelength (nm)	Beam Angle	Cuttable Length	Dimensions L x W x H (mm)	LED Quantity
FLP12V5M/RGB	240/50	6	R: 620~630 G: 520~530 B: 460~470	115°	100 mm	5000 x 10 x 3.5	30p/m



## FLEXI FL2406/R05 - 6W/M

24V low voltage LED Strip IP20

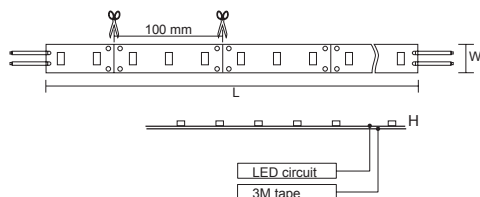
### Application

An creative solution for residential and commercial interior spaces

### Design Specifications

- High efficiency SMD LED chips with 3M self-adhesive tapes at back
- Roll length 30 m, run length maximum 5m, cuttable every 100 mm at scissors symbol
- Connection length can be extended by certain LED drivers, controllers and repeaters
- Dimmable with compatible controller or dimmable constant voltage LED driver
- Dimming options: (wiring refer page 275)
  - Type A - Trailing edge dimmer
  - Type B - LED Controller: LT8913DIM, LT8915DIM, LT8915DIM/BT and LT8914DIM/RP
  - Type C - 1-10V analogue
- Heat sink and 24V constant voltage LED driver required
- LED channel options refer pages 299-305

### Dimensions



### Performance

Dimmable - Optional  
Dimmer Type - Refer Dimming Options



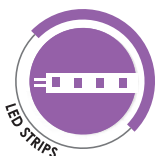
### Technical Specifications

Model No.	Input (V)	Power (W/m)	Lumen (lm/m)	CCT (K)	CRI	Beam Angle	Cuttable Length	Dimensions W x H (mm)	LED Quantity
FL2406WW/R05	24V DC	6	460	3000	> 80	115°	100 mm	5 x 1.4	60p/m
FL2406NDL/R05	24V DC	6	460	5000	> 80	115°	100 mm	5 x 1.4	60p/m
FL2406BU/R05	24V DC	6	85	Blue	—	115°	100 mm	5 x 1.4	60p/m

For terms and conditions of catalogue data use, refer to INDEX



**SAL LED STRIPS,  
ARE AS FLEXIBLE  
AND COLOURFUL  
AS YOUR  
IMAGINATION**




## FLEXI FL2406/SS10 - 6W/M

CRI> 80 24V low voltage LED Strip IP65

### Application

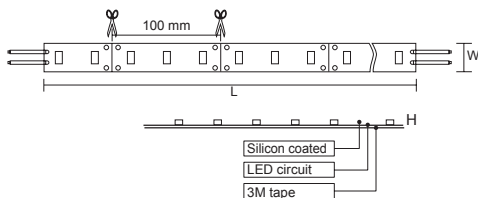
An creative solution for residential and commercial interior spaces



### Design Specifications

- High efficiency SMD LED chips with 3M self-adhesive tapes at back, 6 watt/m
- Roll length 20m, maximum run 5m, cuttable every 100 mm at scissors symbol
- Connection length can be extended by certain LED drivers, controllers & repeaters
- Dimmable with compatible controller or dimmable constant voltage LED driver; Dimming options: (wiring refer page 275)  
Type A - Trailing edge dimmer  
Type B - LED Controller: LT8913DIM, LT8915DIM, LT8915DIM/BT and LT8914DIM/RP  
Type C - 1-10V analogue
- Heat sink and 24V constant voltage LED driver required
- LED channel options refer pages 299-305

### Dimensions



### Performance

Dimmable - Optional  
Dimmer Type - Refer Dimming Options

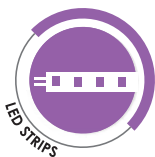


### Technical Specifications

Model No.	Input (V)	Power (W/m)	Lumen (lm/m)	CCT (K)	CRI	Beam Angle	Cutttable Length	Dimensions W x H (mm)	LED Quantity
FL2406WW/SS10	24V DC	6	500	3000	> 80	115°	100 mm	10 x 1.6	60p/m
FL2406CW/SS10	24V DC	6	500	4000	> 80	115°	100 mm	10 x 1.6	60p/m
FL2406DL/SS10	24V DC	6	500	6000	> 80	115°	100 mm	10 x 1.6	60p/m

For terms and conditions of catalogue data use, refer to INDEX





## FLEXI FL2412/SS10 - 12W/M

CRI>80 24V low voltage LED Strip IP65

### Application

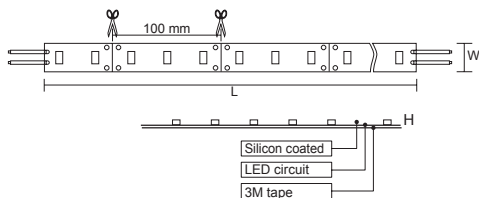
An creative solution for residential and commercial interior spaces



### Design Specifications

- High efficiency SMD LED chips with 3M self-adhesive tapes at back, 12W/m
- Roll length 20m, maximum run length 5m, cuttable every 100 mm at scissors symbol
- Connection length can be extended by certain LED drivers, controllers & repeaters
- Dimmable with compatible controller or dimmable constant voltage LED driver; Dimming options: (wiring refer page 275)  
Type A - Trailing edge dimmer  
Type B - LED Controller: LT8913DIM , LT8915DIM, LT8915DIM/BT and LT8914DIM/RP  
Type C - 1-10V analogue
- Heat sink and 24V constant voltage LED driver required
- LED channel options refer pages 299-305

### Dimensions



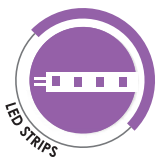
### Performance

Dimmable - Optional  
Dimmer Type - Refer Dimming Options



### Technical Specifications

Model No.	Input (V)	Power (W/m)	Lumen (lm/m)	CCT (K)	CRI	Beam Angle	Cuttible Length	Dimensions W x H (mm)	LED Quantity
FL2412WW/SS10	24V DC	12	980	3000	> 80	115°	100 mm	10 x 1.6	60p/m
FL2412CW/SS10	24V DC	12	980	4000	> 80	115°	100 mm	10 x 1.6	60p/m
FL2412DL/SS10	24V DC	12	980	6000	> 80	115°	100 mm	10 x 1.6	60p/m



## FLEXI FLL2406/SS10 - 6W/M

20 metre length CRI> 80, 24V low voltage  
LED Strip IP65

### Application

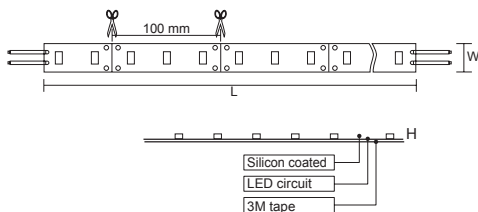
An creative solution for residential  
and commercial interior spaces

### Design Specifications

- High efficiency SMD LED chips with 3M self-adhesive tapes at back, 6 watt/m
- Roll length 20m, maximum run per driver 20m, cuttable every 100 mm at scissors symbol
- Connection length can be extended by certain LED drivers, controllers & repeaters
- Dimmable with compatible controller or dimmable constant voltage LED driver;  
Dimming options: (refer wiring page 275)  
Type A - Trailing edge dimmer  
Type B - LED Controller: LT8913DIM ,  
LT8915DIM, LT8915DIM/BT  
and LT8914DIM/RP  
Type C - 1-10V analogue
- Heat sink and 24V constant voltage LED driver required
- LED channel options refre pages 299-305



### Dimensions



### Performance

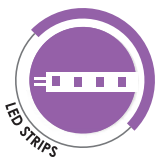
Dimmable - Optional  
Dimmer Type - Refer Dimming Options



### Technical Specifications

Model No.	Input (V)	Power (W/m)	Lumen (lm/m)	CCT (K)	CRI	Beam Angle	Cuttible Length	Dimensions W x H (mm)	LED Quantity
FL2406WW/SS10	24V DC	6	500	3000	> 80	115°	100 mm	10 x 1.6	60p/m
FL2406CW/SS10	24V DC	6	500	4000	> 80	115°	100 mm	10 x 1.6	60p/m
FL2406DL/SS10	24V DC	6	500	6000	> 80	115°	100 mm	10 x 1.6	60p/m

For terms and conditions of catalogue data use, refer to INDEX



## FLEXI FLL2412/SS10R9 - 12W/M

20 metre length CRI>90, 24V low voltage  
LED Strip IP65

### Application

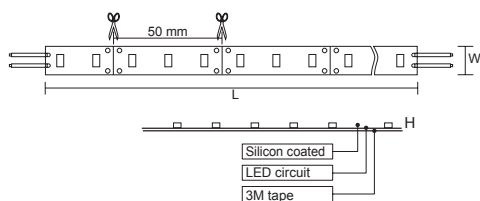
An creative solution for residential  
and commercial interior spaces



### Design Specifications

- High efficiency SMD LED chips with 3M self-adhesive tapes at back, 12W/m, CRI>90
- Roll length 20m, maximum run length per driver 20m, cuttable every 50 mm at scissors symbol
- Connection length can be extended by certain LED drivers, controllers & repeaters
- Dimmable with compatible controller or dimmable constant voltage LED driver;  
Dimming options: (refer wiring page 275)  
Type A - Trailing edge dimmer  
Type B - LED Controller: LT8913DIM ,  
LT8915DIM, LT8915DIM/BT  
and LT8914DIM/RP  
Type C - 1-10V analogue
- Heat sink and 24V constant voltage LED driver required
- LED channel options refer pages 299-305

### Dimensions



### Performance

Dimmable - Optional  
Dimmer Type - Refer Dimming Options



### Technical Specifications

Model No.	Input (V)	Power (W/m)	Lumen (lm/m)	CCT (K)	CRI	Beam Angle	Cuttable Length	Dimensions W x H (mm)	LED Quantity
FL2412WW/SS10R9	24V DC	12	980	3000	> 90	115°	50 mm	10 x 1.6	120p/m
FL2412CW/SS10R9	24V DC	12	980	4000	> 90	115°	50 mm	10 x 1.6	120p/m
FL2412DL/SS10R9	24V DC	12	980	6000	> 90	115°	50 mm	10 x 1.6	120p/m

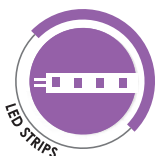
# **SAL PIXIE AN AFFORDABLE CHOICE FOR HOME LIGHTING AUTOMATION**







PXE



## FLEXI SMART FLP12V/SBT, 2M, 5M

2m and 5m smart lighting, white strip kits



### Application

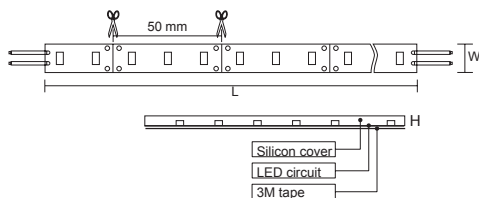
Home theatre, bar features, decorative task illumination demanding smart controls

### Design Specifications

- Smart LED strip kit
- Dimmable via the remote included or via the SAL PIXIE or PIXIE PLUS app
- Dimming memory function, high performance, stable, even light output
- Pre wired for easy installation, plug-in & ready to use
- Cuttable every 50mm, 2m or 5m kits, lumens shown are lm/m, strip power 6w/m.  
NOTE: when cutting LED strips, it is always important to calculate the remaining LED load to reconfirm its compatibility with the existing driver, as driver changes may be required with moderate reduction in loads.
- NOTE: Heatsink required



### Dimensions



### Performance

Dimmable - Yes

Dimmer Type - PIXIE or supplied controller

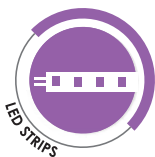


### Technical Specifications

Model No.	Input (V)	Power (W/m)	Lumen (lm/m)	CCT (K)	CRI	Beam Angle	Cuttable Length	Dimensions L x W x H (mm)	LED Quantity
FLP12V2M/WW/ST	12V DC	6	350	3000	> 80	115°	50 mm	2000 x 8 x 2.5	60p/m
FLP12V2M/NDL/ST	12V DC	6	350	5000	> 80	115°	50 mm	2000 x 8 x 2.5	60p/m
FLP12V5M/WW/ST	12V DC	6	350	3000	> 80	115°	50 mm	5000 x 8 x 2.5	60p/m
FLP12V5M/NDL/ST	12V DC	6	350	5000	> 80	115°	50 mm	5000 x 8 x 2.5	60p/m

For terms and conditions of catalogue data use, refer to INDEX





## FLEXI SMART FLP12V/RGBBT, 2M, 5M

2m and 5m RGB smart lighting LED strip kits



### Application

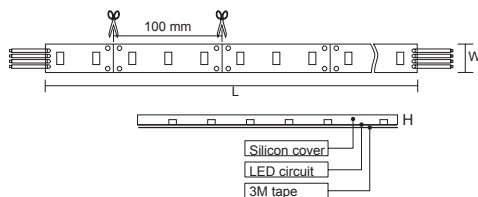
Home theatre, bar features, decorative task illumination demanding smart controls

### Design Specifications

- Smart LED strip kit colour and brightness controlled via the remote included or via the SAL PIXIE or PIXIE PLUS
- Four different flashing modes with dimming memory function
- High performance, stable, even light output, pre wired for easy installation, plug-in & ready to use and cuttable every 100 mm.  
NOTE: when cutting LED strips, it is always important to calculate the remaining LED load to reconfirm its compatibility with the existing driver, as driver changes may be required with moderate reduction in loads
- Choice of 2m and 5m packs available, IP44 strip only
- NOTE: heatsink required for warranty and system performance



### Dimensions



### Performance

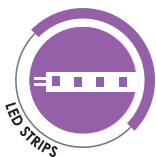
Dimmable - Yes

Dimmer Type - PIXIE or supplied controller



### Technical Specifications

Model No.	Input (V)	Power (W/m)	Beam Angle	Cuttable Length	Dimensions L x W x H (mm)	LED Quantity
FLP12V2M/RGBBT	240	5.4	115°	100 mm	2000 x 10 x 3	30p/m
FLP12V5M/RGBBT	240	5.4	115°	100 mm	5000 x 10 x 3	30p/m



## FLEXI FL2415RGB/S - 15W/M

RGB 24V low voltage LED Strip IP44

### Application

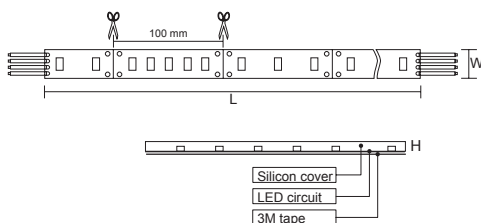
A creative solution for residential and commercial interior spaces

### Design Specifications

- High efficiency SMD LED chips with 3M self-adhesive tape
- Roll length and maximum run length per driver 6 m, cuttable every 100 mm at scissors symbol
- Connection length can be extended by certain LED drivers, controllers and repeaters
- RGB colour changeable with compatible controller LT8913RGB, LT8915RGB/BT
- Heat sink and 24V constant voltage LED driver required
- Suitable LED driver - refer catalogue section "drivers"
- LED channel options refer pages 299-305



### Dimensions



### Performance

Dimmable - Yes

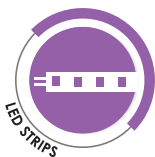
Dimmer Type - Refer Dimming Options



### Technical Specifications

Model No.	Input (V)	Power (W/m)	Wavelength (nm)	Beam Angle	Cuttable Length	Dimensions W x H (mm)	LED Quantity
FL2415RGB/S	24V DC	15	R: 620~630 G: 520~530 B: 460~470	115°	100 mm	10 x 3.5	60p/m

For terms and conditions of catalogue data use, refer to INDEX



## FLEXI FLH2420 - 20W/M

24V low voltage, high output  
LED Strip IP20

### Application

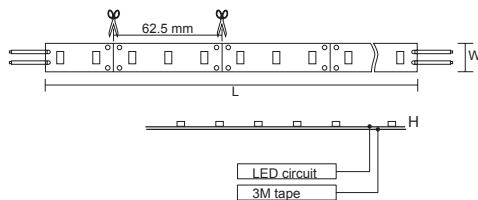
A creative solution for residential  
and commercial interior spaces



### Design Specifications

- High colour rendering with high output greater than 1500lm/m
- High efficiency SMD LED chips with 3M self-adhesive tape
- Roll length 5 m, cuttable every 62.5 mm at scissors symbol
- Connection length can be extended by certain LED drivers, controllers and repeaters
- Dimmable with compatible controller or dimmable constant voltage LED driver; Dimming options: (wiring refer page 275)  
Type A - Trailing edge dimmer  
Type B - LED Controller: LT8913DIM , LT8915DIM and LT8914DIM/RP  
Type C - 1-10V analogue
- Heat sink and 24V constant voltage LED driver required
- LED channel options refer pages 299-305

### Dimensions



### Performance

Dimmable - Optional  
Dimmer Type - Refer Dimming Options



### Technical Specifications

Model No.	Input (V)	Power (W/m)	Lumen (lm/m)	CCT (K)	CRI	Beam Angle	Cuttable Length	Dimensions W x H (mm)	LED Quantity
FLH2420 WW	24V DC	20	1700	3000	> 80	115°	62.5 mm	8 x 2	96p/m
FLH2420 CW	24V DC	20	1800	4000	> 80	115°	62.5 mm	8 x 2	96p/m
FLH2420 DL	24V DC	20	2000	6000	> 80	115°	62.5 mm	8 x 2	96p/m




## QUICK CONNECT KIT FLC05CS, FLC10CS, FLC10SS

LED strip quick connect kit

### Application

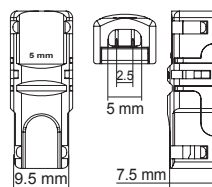
A creative solution for residential and commercial interior spaces



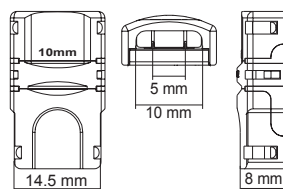
### Design Specifications

- FLC05CS - Twin 400mm fly lead to connect 5 mm strip (pack of 10), suits FL2406R05
- FLC10CS - Twin 400mm fly lead to connect 10 mm strip (pack of 10), suits FL1206, FL1209/S, FL2406/SS10, FL2412/SS10, FLL2406/SS10, FLL2412/SS10R9
- FLC10SS - connector to join 10 mm strip (pack of 5), suits FL1206, FL1209/S, FL2406/SS10, FL2412/SS10, FLL2406/SS10, FLL2412/SS10R9

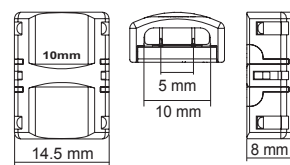
### Dimensions



FLC05CS



FLC10CS



FLC10SS




## TC SELECTABLE COLOUR

WARM WHITE  
**2700K**

COOL WHITE  
**4000K**

DAYLIGHT  
**6000K**



2700K



3000K



4000K



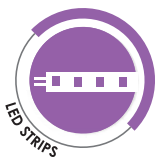
5000K



6000K

# COLOUR TEMPERATURE, THERE IS A DIFFERENCE

Lighting is more than just brightness or lumens. Make sure you take the time to select the right colour temperature to create the best visual appearance; your eyes don't tell lies!



## NEON SIDE - BEND FLN2407 - 7W/M

Flexible Neon Bend strip, 24V DC  
low voltage, IP66

### Application

A very flexible solution for residential  
and commercial interior spaces

### Design Specifications

- High efficiency SMD LED chips, luminous efficacy up to 40lm/W, beam distribution 270°
- Roll length 10m, cuttable every 50mm at scissors symbol, OR cut to length by special order
- EPR standard compliant, with smooth colour uniformity
- SIDE-BEND Blue, Green, Yellow, Red or White in 3000K/4000K/6000K colour choices, CRI >80
- Driver ordered separately, power 7.2W/m, maximum run length per driver 10m



### Performance

Dimmable Driver - Optional  
Dimmer Type - Refer driver specification

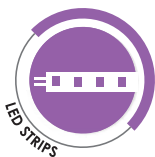


### Technical Specifications

Model No.	Input (V)	Power (W/m)	Lumen (lm/m)	CCT (K)	CRI	Beam Angle	Cuttable Length	Dimensions L x W x H (mm)	LED Quantity
FLN2407WW17	24V DC	7	500	3000	> 80	115°	50 mm	10000 x 10 x 17	120p/m
FLN2407CW17	24V DC	7	520	4000	> 80	115°	50 mm	10000 x 10 x 17	120p/m
FLN2407DL17	24V DC	7	500	6500	> 80	115°	50 mm	10000 x 10 x 17	120p/m
FLN2407YW17	24V DC	7	45	—	—	115°	50 mm	10000 x 10 x 17	120p/m
FLN2407RD17	24V DC	7	45	—	—	115°	50 mm	10000 x 10 x 17	120p/m
FLN2407GN17	24V DC	7	180	—	—	115°	50 mm	10000 x 10 x 17	120p/m
FLN2407BU17	24V DC	7	50	—	—	115°	50 mm	10000 x 10 x 17	120p/m

For terms and conditions of catalogue data use, refer to INDEX





## NEON TOP - BEND FLN2410 - 10W/M

Flexible Neon Bend strip, 24V DC  
low voltage, IP66

### Application

A very flexible solution for residential  
and commercial interior spaces

### Design Specifications

- High efficiency SMD LED chips,  
luminous efficacy up to 600lm/m, beam  
distribution 115°
- Roll length 10M, cuttable every 50mm at  
scissors symbol, maximum run length per  
driver 10m
- One bin with smooth colour uniformity,  
SDCM-3
- CCT 3000K, CRI >80
- Class III silicon neon strip, driver ordered  
separately, power 9.6W/m, 24V DC
- Standard KIT includes; 10 x FLN1312MC  
and 3 x FLN1312EC, or cut to length by  
special order
- Additional accessories include weatherproof  
connectors, contact SAL customer service for  
order details



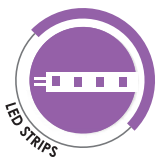
### Performance

Dimmable Driver - Optional  
Dimmer Type - Refer driver specification



### Technical Specifications

Model No.	Input (V)	Power (W/m)	Lumen (lm/m)	CCT (K)	CRI	Beam Angle	Cutttable Length	Dimensions L x W x H (mm)	LED Quantity
FLN2410WW1312T	24V DC	10	600	3000	> 80	115°	50 mm	10000 x 13 x 12	120p/m



## NEON BEND - RGB FLN2412 - 12W/M

Flexible Neon Bend RGB strip, 24V DC  
low voltage, IP66

### Application

A very flexible solution for residential  
and commercial interior spaces

### Design Specifications

- High efficiency SMD LED chips, 12W/m, beam distribution 115°
- Roll length 5m, cuttable every 83mm at scissors symbol
- Maximum run per driver 5m
- (TOP BEND) FLN2412RGB1312T KIT includes:  
5 x FLN1312MC and 1 x FLN1312EC
- (SIDE BEND) FLN2412RGB1217 KIT includes:  
5 x FLN1217MC and 1 x FLN1217EC,  
or cut to length by special order
- Class III silicon strip, driver ordered separately,  
power 12W/m, 24V DC



### Performance

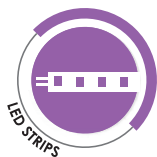
Dimmable Driver - Optional

Dimmer Type - Refer driver specification



### Technical Specifications

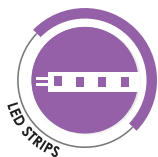
Model No.	Input (V)	Power (W/m)	Wavelength (nm)	Beam Angle	Cuttable Length	Dimensions L x W x H (mm)	LED
FLN2412RGB1312T	24V DC	12	R: 620~630 G: 520~530	115°	83 mm	5000 x 13 x 12	Top bend
FLN2412RGB1217	24V DC	12	B: 460~470	115°	83 mm	5000 x 12 x 17	Side bend



## SAL LED STRIP CHANNEL RANGE

See the following pages for individual product specifications

Model No.	Description	Length	Maximum Strip Width
SLT1000	SURFACE MOUNTED CHANNEL	1 m	10 mm
SLT1000/2M	SURFACE MOUNTED CHANNEL	2 m	10 mm
SLT3000	SQUARE CHANNEL	1 m	10 mm
SLT3000/2M	SQUARE CHANNEL	2 m	10 mm
SLT3010	CLIP-ON CHANNEL TYPE 1	1 m	10 mm
SLT3010/2M	CLIP-ON CHANNEL TYPE 1	2 m	10 mm
SLT3020	CLIP-ON CHANNEL TYPE 2	1 m	10 mm
SLT3020/2M	CLIP-ON CHANNEL TYPE 2	2 m	10 mm
SLT3030	CLIP-ON CHANNEL TYPE 3	1 m	10 mm
SLT3030/2M	CLIP-ON CHANNEL TYPE 3	2 m	10 mm
SLT3040	RECESSED CABINET CHANNEL	1.2 m	10 mm
SLT3050	SURFACE MOUNTED CABINET CHANNEL	1 m	10 mm
SLT3050/2M	SURFACE MOUNTED CABINET CHANNEL	2 m	10 mm
SLT4050	RECESSED UNIVERSAL CHANNEL	1 m	10 mm
SLT4050/2M	RECESSED UNIVERSAL CHANNEL	2 m	10 mm
SLT4060	RECESSED TRIMLESS	1 m	10 mm
SLT4060/2M	RECESSED TRIMLESS	2 m	10 mm
SLT5000	CORNER CHANNEL	1 m	10 mm
SLT5000/2M	CORNER CHANNEL	2 m	10 mm
SLT6000	NARROW RECESSED CHANNEL	1 m	5 mm
SLT6000/2M	NARROW RECESSED CHANNEL	2 m	5 mm
SLT6010	HANGING RAIL CHANNEL	1.2 m	5 mm
SLT6050	TRIMLESS NARROW CHANNEL	1 m	5 mm
SLT6050/2M	TRIMLESS NARROW CHANNEL	2 m	5 mm



## LED STRIP CHANNEL SLT1000

LED strip channel, surface mount

### Application

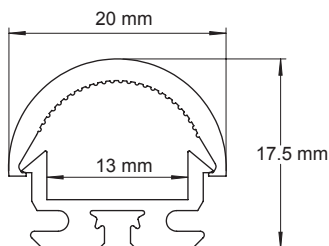
Perfect for residential interior feature lighting

### Design Specifications

- Extruded aluminium body profile
- Anodized silver finish
- Clear reeded polycarbonate diffuser
- PVC clips and end cap included
- Standard lengths 1000mm or 2000mm
- Product order code SLT1000, (1000mm)




### Dimensions



### Technical Specifications

Model No.	Description
SLT1000	CHANNEL CURVED 20 x 17.5mm



## SLT LED STRIP CHANNEL SLT3000/3010/3020/3030

Multi installation options, LED strip channel

### Application

An creative solution for residential and commercial interior spaces

### Design Specifications

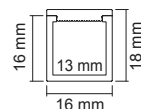
- Extruded aluminium body
- Anodize silver finish
- Opal polycarbonate diffuser
- Supplied with end caps only
- Standard channel length:  
1 m or 2 m




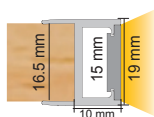
### Dimensions




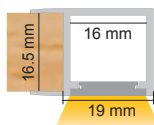
SLT3000



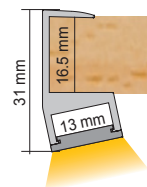
SLT3010



SLT3020

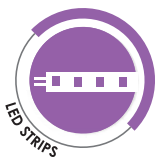


SLT3030



### Technical Specifications

Model No.	Description
SLT3000	CHANNEL SQUARE 16 x 16mm 1m
SLT3000/2M	CHANNEL SQUARE 16 x 16mm 2m
SLT3010	CHANNEL CLIP ON 10 x 19mm 1m
SLT3010/2M	CHANNEL CLIP ON 10 x 19mm 2m
SLT3020	CHANNEL CLIP ON 19 x 19mm 1m
SLT3020/2M	CHANNEL CLIP ON 19 x 19mm 2m
SLT3030	CHANNEL CLIP ON UNDERSHELF 1m
SLT3030/2M	CHANNEL CLIP ON UNDERSHELF 2m



## SLT LED STRIP CHANNEL SLT3040, SLT3050


Low profile LED strip channel and cabinet channel

### Application

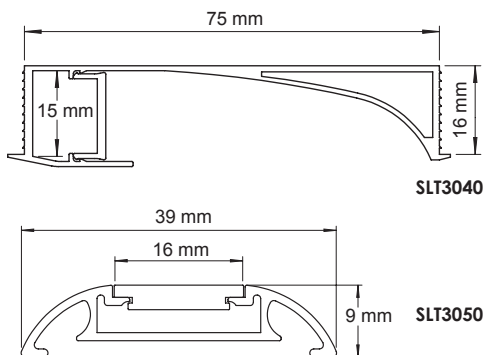
A creative solution for residential and commercial interior spaces

### Design Specifications

- Extruded aluminium body
- Anodized silver finish
- Opal polycarbonate diffuser
- Supplied with PVC surface clips and end caps (SLT3050)
- Standard length channel
  - SLT3050 1m or 2m



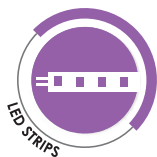
### Dimensions



### Technical Specifications

Model No.	Description
SLT3040	CHANNEL 19 x 79.5mm 1.2m CABINET
SLT3050	CHANNEL SM 39 x 9mm 1m CABINET
SLT3050/2M	CHANNEL SM 39 x 9mm 2m CABINET





## SLT LED STRIP CHANNEL SLT4050, SLT4060

Trimless profile LED strip channel

### Application

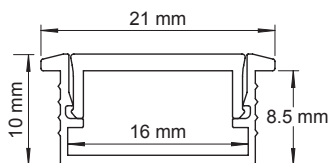
A creative solution for residential and commercial interior spaces

### Design Specifications

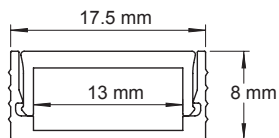
- Extruded aluminium body, trimless profile (SLT4060)
- Anodize silver finish
- Opal polycarbonate diffuser
- Supplied with end caps only



### Dimensions



SLT4050

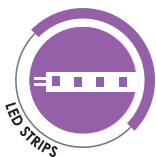


SLT4060



### Technical Specifications

Model No.	Description
SLT4050	CHANNEL WINGED 21x10.0mm 1m
SLT4050/2	CHANNEL WINGED 21x10.0mm 2m
SLT4060	CHANNEL TRIMLESS 17.5 x 8.0mm 1m
SLT4060/2	CHANNEL TRIMLESS 17.5 x 8.0mm 2m



## SLT LED STRIP CHANNEL SLT5000, SLT6010

Profile shaped corner LED strip channel,  
and LED strip channel

### Application

A creative solution for residential  
and commercial interior spaces

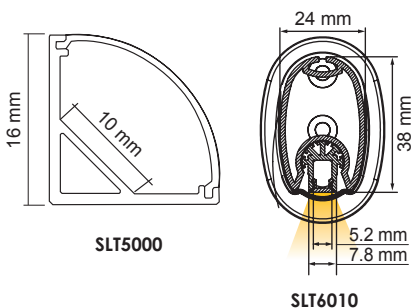
SLT5000

### Design Specifications

- Extruded aluminium body
- Anodize silver finish
- Opal polycarbonate diffuser
- Supplied with PVC clips and end caps (SLT5000 only)

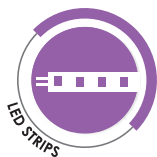
SLT6010

### Dimensions



### Technical Specifications

Model No.	Description
SLT5000	CHANNEL CORNER 16mm 1m
SLT5000/2	CHANNEL CORNER 16mm 2m
SLT6010	CHANNEL HANGING RAIL 38mm X 24mm 1.2m



## SLT LED STRIP CHANNEL SLT6000, SLT6050

Profile shaped LED strip channel,  
Trimless LED strip channel

### Application

A creative solution for residential  
and commercial interior spaces

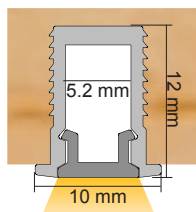
SLT6000

### Design Specifications

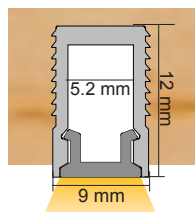
- Extruded aluminium body
- Anodize silver finish
- Opal polycarbonate diffuser
- Standard length 1000 or 2000mm

SLT6050

### Dimensions



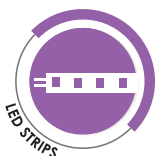
SLT6000



SLT6050

### Technical Specifications

Model No.	Description
SLT6000	CHANNEL NARROW RECESSED 10mm x 12mm 1m
SLT6000/2M	CHANNEL NARROW RECESSED 10mm x 12mm 2m
SLT6050	CHANNEL RECESSED 9mm x 12mm 1m
SLT6050/2M	CHANNEL RECESSED 9mm x 12mm 2m



## LED STRIP CONTROL LT8913 DIM

Smart lighting LED - single colour circuit  
and remote control

### Application

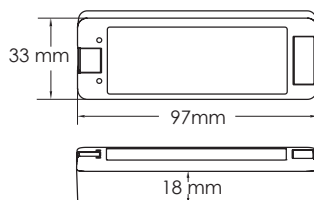
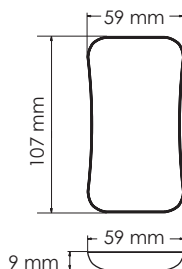
Home theatre, decorative feature lighting designs  
which require smart remote control

### Design Specifications

- Designed for single colour LED brightness control
- Touch wheel control design for easy brightness control
- Smooth 1 - 100% dimming
- Input voltage range: 5-36V DC
- Each controller provides one output channel with a maximum current of 8A
- 288W maximum power output at 36V



### Dimensions



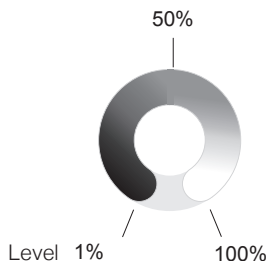
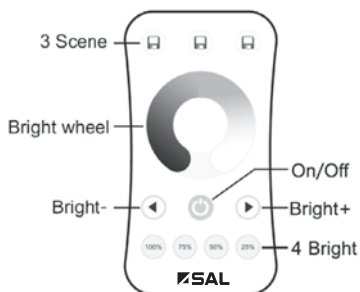
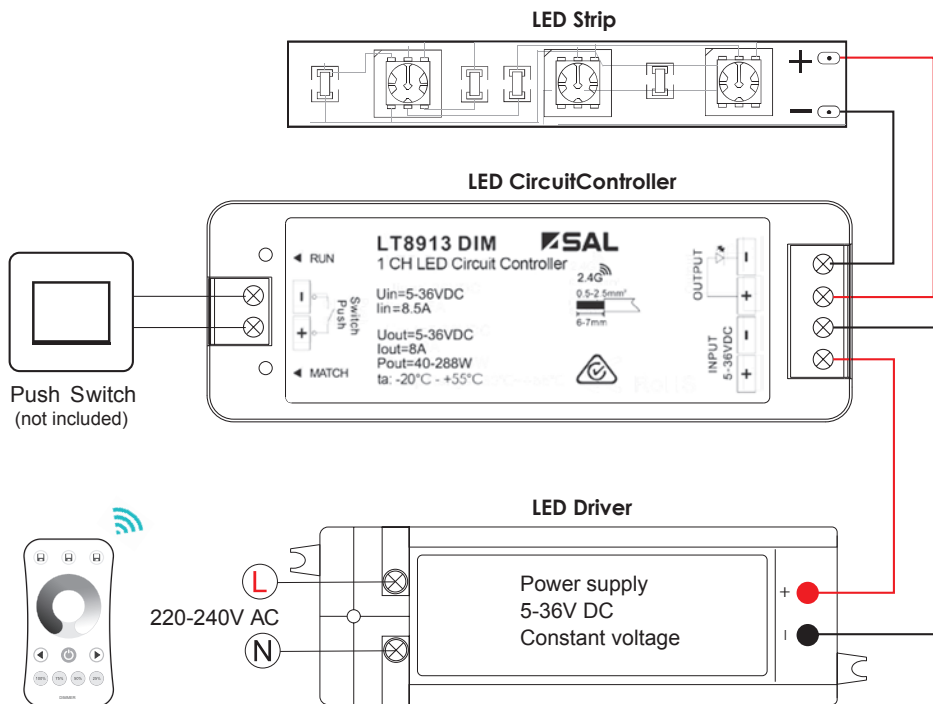
### Technical Specifications

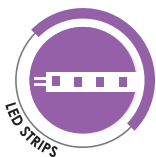
Model No.	Description	Input (V DC)	Power (W)	Dimmable	Body Colour	Dimensions (L x W x H mm)
LT8913 DIM	LED STRIP CIRCUIT & REMOTE CONTROL	5 - 36	288	Yes	White	97 x 33 x 18

For terms and conditions of catalogue data use, refer to INDEX



## Wiring Diagram





## LED STRIP CONTROL LT8913 RGB

Smart lighting LED - RGB colour circuit and remote control

### Application

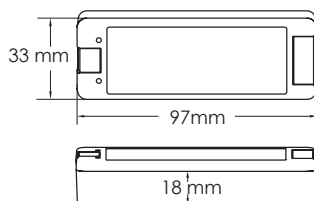
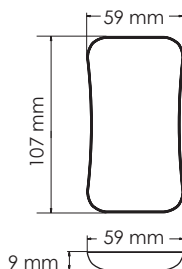
Home theatre, decorative feature lighting designs which require smart remote control

### Design Specifications

- Designed for RGB LED colour brightness control
- Touch wheel control design for easy control, dimmable with scene memory
- 16 millions colours with low flicker smooth dimming and colour changing
- Input voltage range: 12-24V DC
- Each controller provides three output channels with a maximum current of 4A for each channel
- 288W maximum power output at 24V



### Dimensions



### Technical Specifications

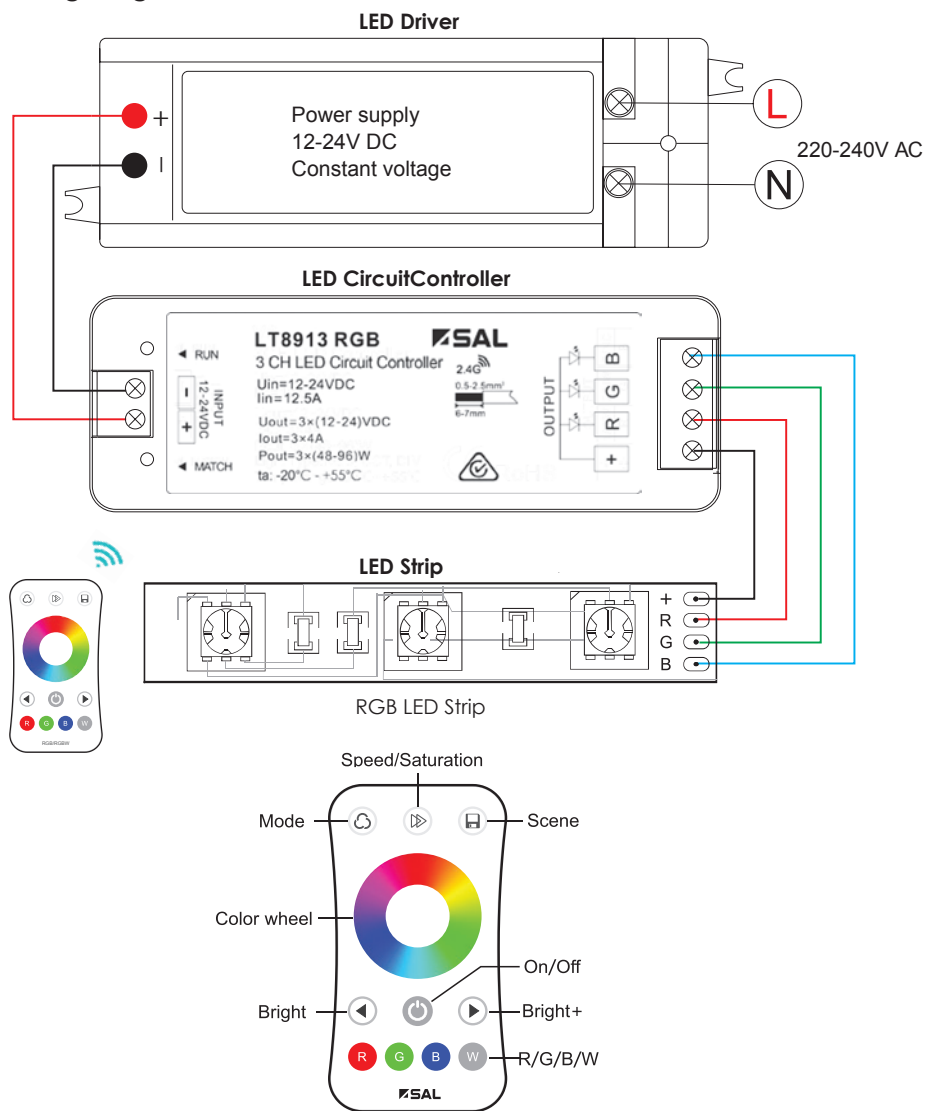
Model No.	Description	Input (V DC)	Power (W)	Dimmable	Body Colour	Dimensions (L x W x H mm)
LT8913 RGB	RGB LED STRIP CIRCUIT & REMOTE CONTROL	12-24	288	Yes	White	97 x 33 x 18

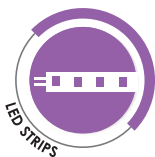
For terms and conditions of catalogue data use, refer to INDEX





## Wiring Diagram





## POWER REPEATER LT8914 DIM/RP

Single channel low voltage LED power repeater

### Application

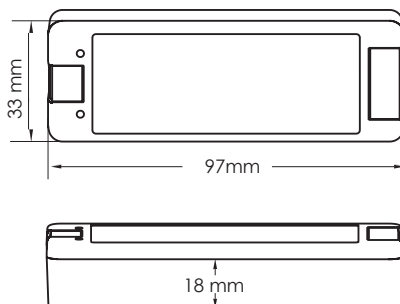
Home theatre, decorative feature lighting designs which require smart control



### Design Specifications

- Designed for extending single colour LED strip lights
- With the repeater, one single colour control device controls multiple connections of LED strips
- Each repeater provides one output channel
- Each channel has a maximum output current of 8A
- Input voltage range: 5-36V DC
- 288W maximum power output at 36V

### Dimensions



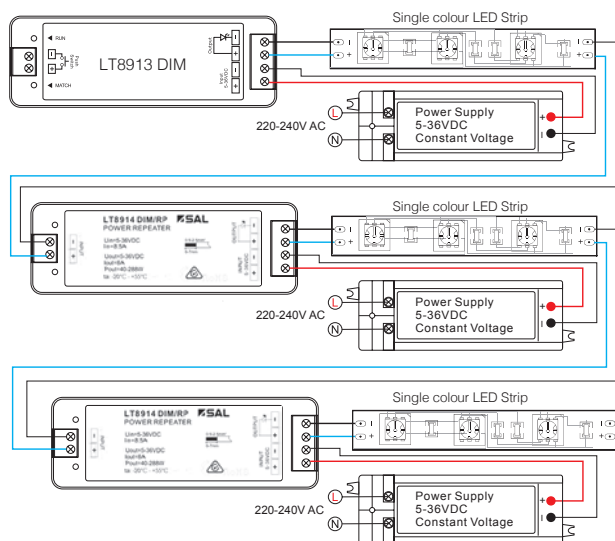
### Technical Specifications

Model No.	Description	Input (V DC)	Power (W)	Body Colour	Dimensions (L x W x H mm)
LT8914 DIM/RP	POWER REPEATER	5 - 36	288	White	97 x 33 x 18

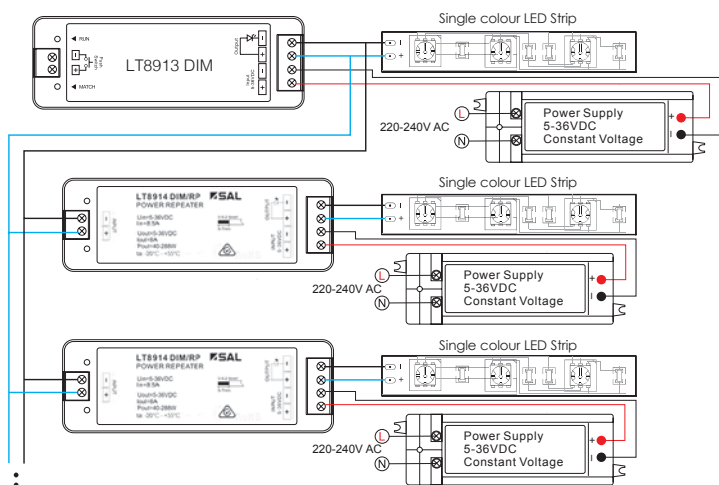


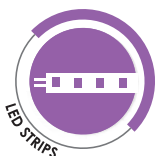
## Wiring Diagram

### 1. Series Connection



### 2. Parallel Connection





## POWER REPEATER LT8914 RGB/RP

Three channel low voltage LED  
power repeater

### Application

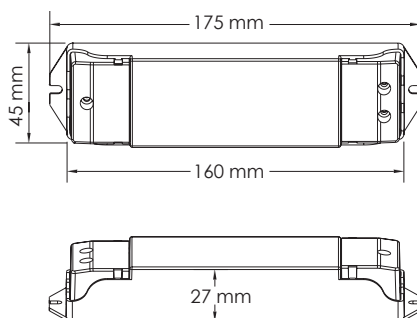
Home theatre, decorative feature lighting  
designs which require smart control

### Design Specifications

- Designed for extending RGB LED strip lights
- With the repeater, one RGB colour control device controls multiple connections of LED strips
- Each repeater provides three RGB output channels
- Each channel has a maximum output current of 6A
- Input voltage range: 12-36V DC
- 648W maximum power output at 36V



### Dimensions



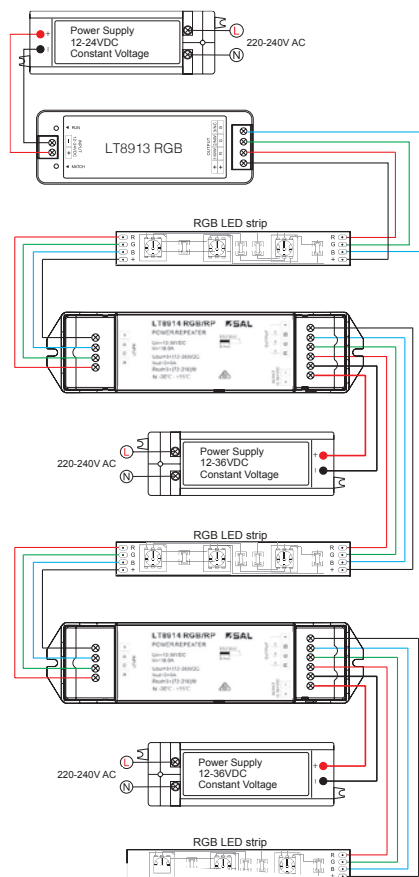
### Technical Specifications

Model No.	Description	Input (V)	Power (W)	Body Colour	Dimensions (L x W x H mm)
LT8914 RGB/RP	POWER REPEATER	36V DC	648	White	175 x 45 x 27

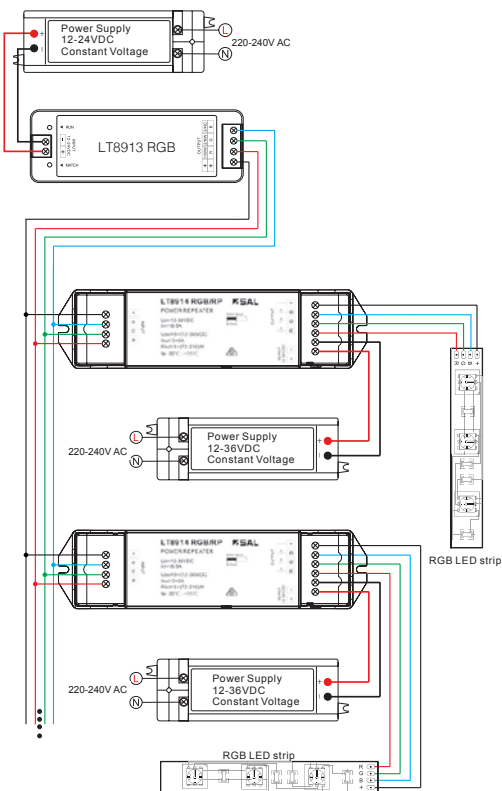


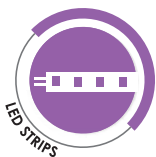
## Wiring Diagram

### 1. Series Connection



### 2. Parallel Connection





## LED STRIP CONTROL LT8915 DIM

Single colour LED controller kit

### Application

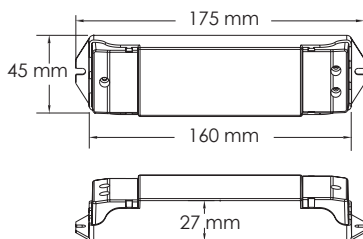
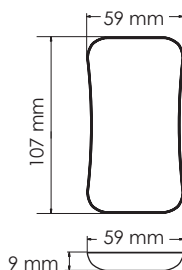
Home theatre, decorative feature lighting designs which require smart control

### Design Specifications

- Designed for single colour brightness control
- Touch wheel control design for easy brightness control, with scene memory and 30m control distance
- Smooth 0 - 100% dimming
- Input voltage range: 12-36V DC
- Each controller provides three output channels with a maximum current of 6A for each channel
- 648W maximum power output at 36V



### Dimensions



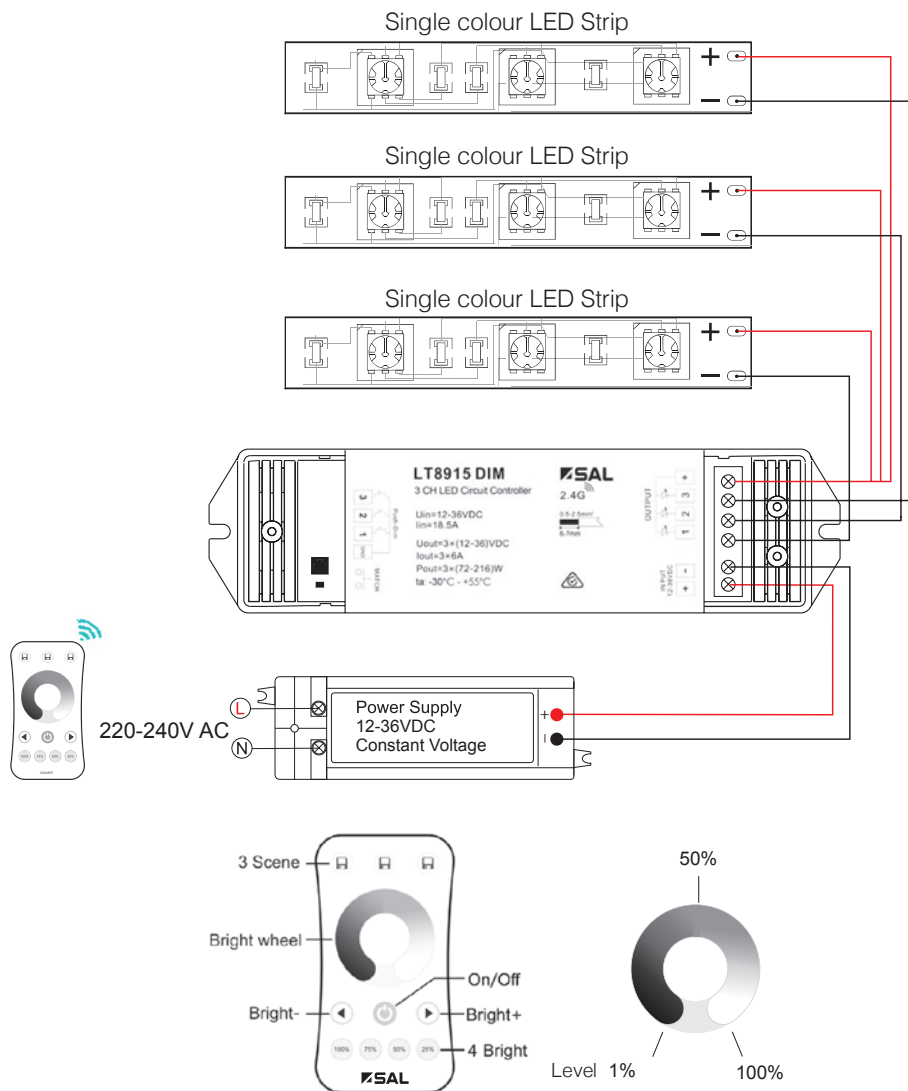
### Technical Specifications

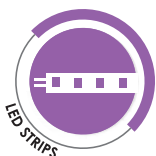
Model No.	Description	Input (V DC)	Power (W)	Dimmable	Body Colour	Dimensions (L x W x H mm)
LT8915 DIM	LED STRIP CIRCUIT & REMOTE CONTROL	36	648	Yes	White	175 x 45 x 27

For terms and conditions of catalogue data use, refer to INDEX



## Wiring Diagram





## LED STRIP CONTROL LT8915 RGB

RGB colour LED controller kit

### Application

Home theatre, decorative feature lighting designs which require smart control

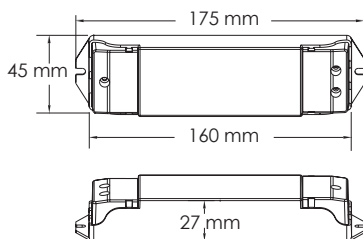
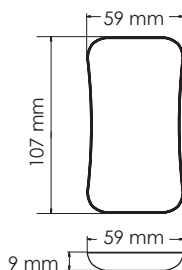


### Design Specifications

- Designed for RGB LED colour brightness control
- Touch wheel control design for easy brightness control, with scene memory and 30m control distance
- Smooth 0 - 100% dimming
- Input voltage range: 12-36V DC
- Each controller provides three output channels with a maximum current of 6A for each channel
- 648W maximum power output at 36V



### Dimensions



### Technical Specifications

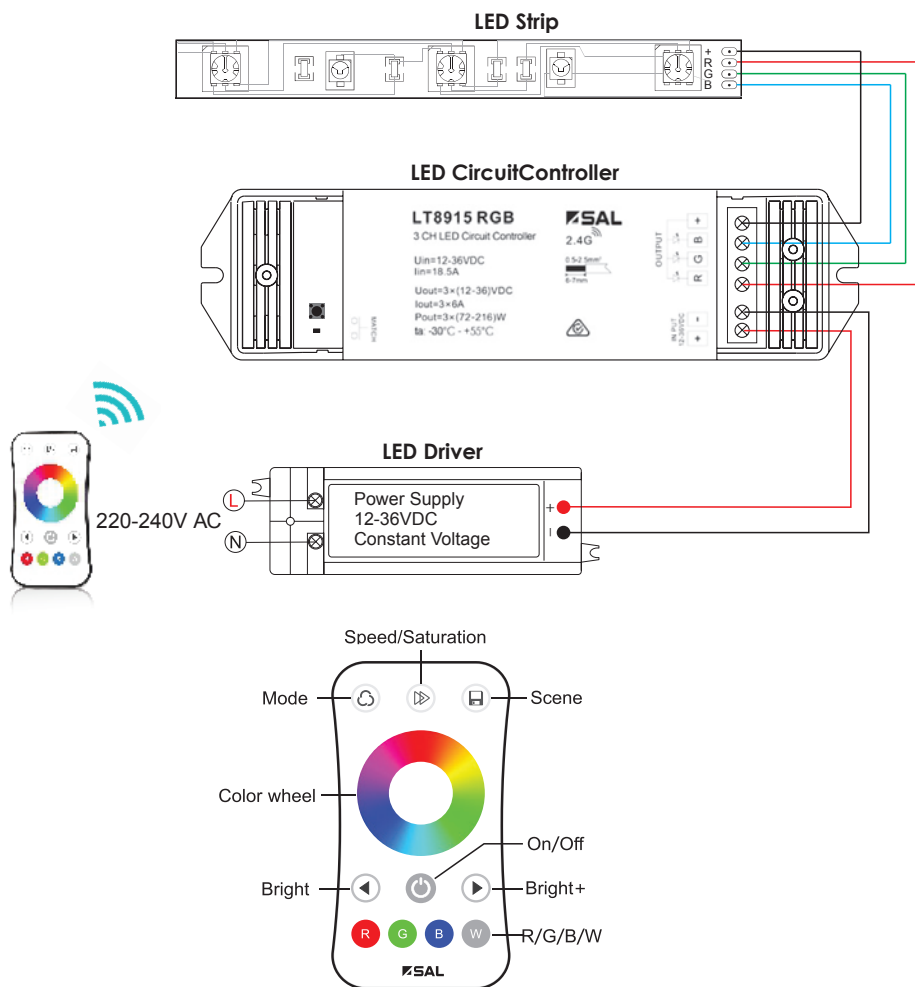
Model No.	Description	Input (V DC)	Power (W)	Dimmable	Body Colour	Dimensions (L x W x H mm)
LT8915 RGB	RGB LED STRIP CIRCUIT & REMOTE CONTROL	36	648	Yes	White	175 x 45 x 27

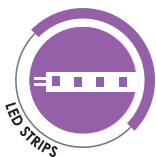
For terms and conditions of catalogue data use, refer to INDEX





## Wiring Diagram





## LED STRIP CONTROL LT8915DIM/BT

Single colour LED strip controller



### Application

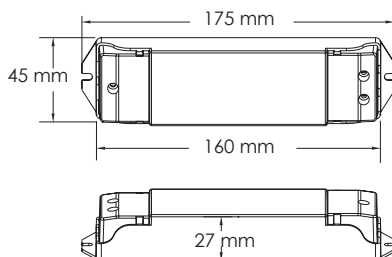
Home theatre, commercial spaces and decorative feature lighting designs which require smart control

### Design Specifications

- Designed for single colour brightness control
- Smooth 0 - 100% dimming
- Input voltage range: 12-24V DC
- 360W maximum power output at 24V
- One channel with two sets of terminals for easy wiring
- Supports momentary switch (bell press) control on any wall plates
- Control button for easy commissioning
- Optional memory function
- Supports both wireless and wired group control



### Dimensions



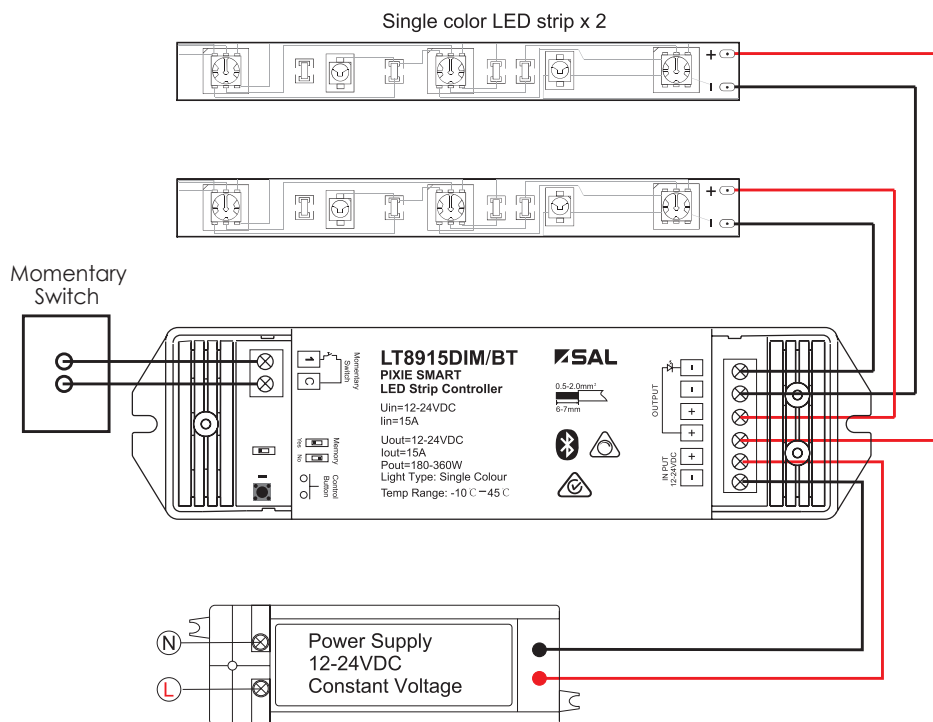
### Technical Specifications

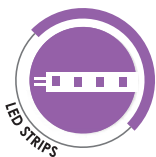
Model No.	Description	Input (V DC)	Power (W)	Dimmable	Body Colour	Dimensions (L x W x H mm)
LT8915DIM/BT	LED STRIP CONTROLLER	12 - 24	Max. 360	Yes	White	175 x 45 x 27

For terms and conditions of catalogue data use, refer to INDEX



## Wiring Diagram





## LED STRIP CONTROL LT8915RGB/BT

RGB colour LED strip controller



### Application

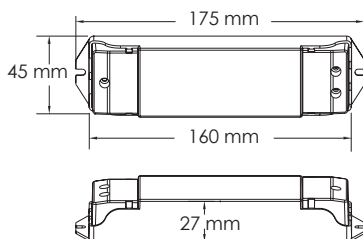
Home theatre, commercial spaces and decorative feature lighting designs which require smart control

### Design Specifications

- Designed for RGB colour and brightness control
- Smooth 0 - 100% dimming
- Input voltage range: 12-24V DC
- Each controller provides three output channels with a maximum current of 6A for each channel
- 432W maximum power output at 24V
- Supports momentary switch (bell press) control on any wall plates
- Control button for easy commissioning
- Four flashing modes
- Optional memory function
- Supports both wireless and wired group control



### Dimensions



### Technical Specifications

Model No.	Description	Input (V DC)	Power (W)	Dimmable	Body Colour	Dimensions (L x W x H mm)
LT8915RGB/BT	RGB LED STRIP CONTROLLER	12 - 24	Max. 432	Yes	White	175 x 45 x 27

For terms and conditions of catalogue data use, refer to INDEX



## Wiring Diagram

