



# SMARTER LIGHTING CHOICES

SINCE 1998



INTERIOR LIGHTING



EXTERIOR LIGHTING




SMART LIGHTING  
CONTROLS




## LED FLOODLIGHTS

An expansive range of small, medium and large exterior LED floodlights, with an extensive selection of wattages, dimming and sensor design choices.









Before selecting a floodlight look out for the marks of Compliance and Safety. Starting with the RCM mark, this signals that the product has been tested to all relevant Australian Safety standards, to ensure the product delivers its designed safety performance. In addition look out for limits in aiming orientation to ensure the floodlight operates within its design limits and to ensure the product is suitable for such an application.



*Need more information on AS/NZS 60598 safety and compliance? Check out the SAL web FAQ's or speak to your local SAL team member.*



## STARLIGHT SPK1000 - 12W

12 watt IP54 LED floodlight

## STARLIGHT SPK2000 - 24W

2 x 12 watt IP54 LED floodlight

### Application

An economical security solution for residential exterior spaces

### Design Specifications

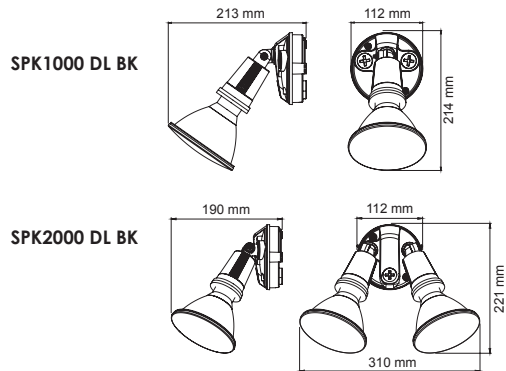
- Independently adjustable heads
- UV stabilized plastic body
- E27 lamp base
- PAR38 LED lamp/s included, beam distribution 100°

### Performance

Dimmable Driver - No  
In Built Sensor - No



### Dimensions



### Technical Specifications

Model No.	Input (V)/(Hz)	Power (W)	Lumen (lm)	CCT (K)	CRI	Beam Angle	Dimmable	Fitting Colour
SPK1000 DL BK	240/50	12	1050	6000	> 80	100°	No	Black
SPK2000 DL BK	240/50	2 x 12	2 x 1050	6000	> 80	100°	No	Black

For terms and conditions of catalogue data use, refer to INDEX



## STARLIGHT SENSOR SPSK1000 - 12W

12 watt IP54 LED floodlight with PIR sensor

SPSK1000 DL BK

SPSK2000 DL BK

## STARLIGHT SENSOR SPSK2000 - 24W

2 x 12 watt IP54 LED floodlight with PIR sensor



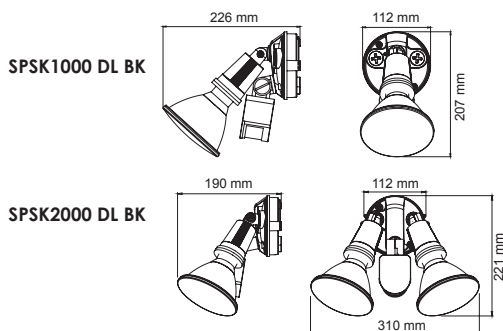
### Application

An economical security solution for residential exterior spaces, requiring sensor control

### Design Specifications

- Independently adjustable heads
- UV stabilized plastic body
- E27 lamp base
- PAR38 LED lamp/s included, beam distribution 100°
- Integral infrared motion sensor with override function, installation height 1.5 - 3.5m

### Dimensions



### Performance

Dimmable Driver - No

In Built Sensor - Yes

Sensor Type - PIR



### Technical Specifications

Model No.	Input (V)/(Hz)	Power (W)	Lumen (lm)	CCT (K)	CRI	Beam Angle	Dimmable	Fitting Colour
SPSK1000 DL BK	240/50	12	1050	6000	> 80	100°	No	Black
SPSK2000 DL BK	240/50	2 x 12	2 x 1050	6000	> 80	100°	No	Black

### Sensor Specifications

Power Source	Power	Detection Range	Detection Angle	Detection Motion Speed	Working Temperature	Time Setting	Lux Threshold
240V 50Hz	0.45W (Idle 0.1W)	12m@2.5m height	180°	0.6~1.5 m/s	-10~40°C	10s~4min	10~2000 Lux

For terms and conditions of catalogue data use, refer to INDEX





## STARGEM II SE7060 - 20W


2 x 10 watt IP54 wall mounted LED floodlight

### Application

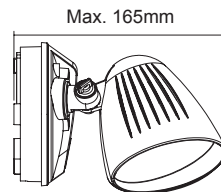
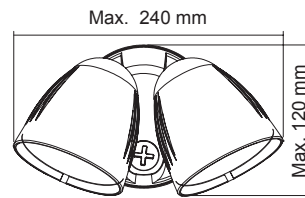
A versatile security solution for residential exterior spaces



### Design Specifications

- Independently adjustable heads
- Robust polycarbonate base
- Opal polycarbonate diffuser, beam distribution 100°
- High efficiency SMD LED chips, non-dimmable LED driver
- Double insulation 

### Dimensions



### Performance

Dimmable Driver - No  
In Built Sensor - No



### Technical Specifications

Model No.	Input (V)/(Hz)	Power (W)	Lumen (lm)	CCT (K)	CRI	Beam Angle	Sensor	Fitting Colour
SE7060NDL/BK	240/50	2 x 10	2 x 800	5000	> 80	100°	No	Black

For terms and conditions of catalogue data use, refer to INDEX





## STARGEM II SENSOR SES7060 - 20W

2 x 10 watt IP54 wall mount LED floodlight, with sensor



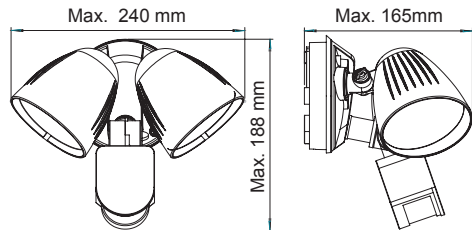
### Application

A versatile security solution for residential exterior spaces

### Design Specifications

- Independently adjustable heads
- Robust polycarbonate base
- Opal polycarbonate diffuser, beam distribution 100°
- High efficiency SMD LED chips, non-dimmable LED driver
- Integral infrared motion sensor with override function
- Installation height: 1.5-3.5 m
- Double insulation

### Dimensions



### Performance

Dimmable Driver - No  
 In Built Sensor - Yes  
 Sensor Type - PIR



### Technical Specifications

Model No.	Input (V)/(Hz)	Power (W)	Lumen (lm)	CCT (K)	CRI	Beam Angle	Sensor	Fitting Colour
SES7060NDL/BK	240/50	2 x 10	2 x 800	5000	> 80	100°	Yes	Black

### Sensor Specifications

Power Source	Power	Detection Range	Detection Angle	Detection Motion Speed	Working Temperature	Time Setting	Lux Threshold
240V 50Hz	0.45W (Idle 0.1W)	12m@2.5m height	180°	0.6~1.5 m/s	-10~40°C	10s~4min	10~2000 Lux

For terms and conditions of catalogue data use, refer to INDEX



TC SELECTABLE

## STARGEM III SE7080/1TC - 15W

15 watt IP65 wall mounted LED floodlight with TC selectable colour temperature



SE7080/1TC/BK

## STARGEM III SE7080/2TC - 2 X 15W

2 x 15 watt IP65 wall mounted LED floodlight with TC selectable colour temperature



SE7080/2TC/BK

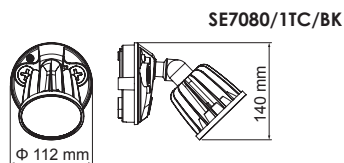
### Application

A stylish solution for residential exterior spaces

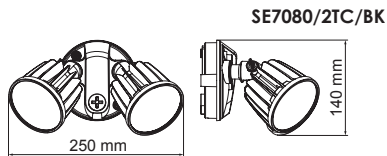
### Design Specifications

- Robust adjustable black aluminium optical head assembly
- Durable polycarbonate mounting base
- Opal polycarbonate diffuser, beam distribution 100° per head
- CCT colour selectable 3000K/4000K/5700K
- High efficiency SMD LED chips, integral non-dimmable LED driver

### Dimensions



SE7080/1TC/BK



SE7080/2TC/BK



### Technical Specifications

Model No.	Input (V)/(Hz)	Power (W)	Lumen (lm)	CCT (K)	CRI	Beam Angle	Dimmable	Fitting Colour
SE7080/1TC/BK	240/50	15	1200/1300/1250	3000/4000/5700	> 80	100°	No	Black
SE7080/2TC/BK	240/50	2 x 15	2 x 1200/1300/1250	3000/4000/5700	> 80	2 x 100°	No	Black

For terms and conditions of catalogue data use, refer to INDEX



TC SELECTABLE

### STARGEM III SES7080/1TC - 15W

15 watt IP54 wall mounted LED floodlight with TC selectable colour temperature and PIR sensor



SES7080/1TC/BK

### STARGEM III SES7080/2TC - 2 X 15W

2 x 15 watt IP54 wall mounted LED floodlight with TC selectable colour temperature and PIR sensor



SES7080/2TC/BK

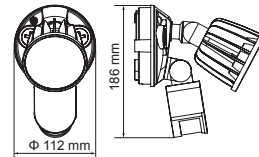
### Application

A stylish solution for residential exterior spaces, great for security

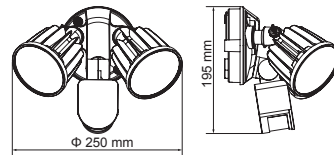
### Design Specifications

- Robust adjustable black aluminium optical head assembly
- Durable polycarbonate mounting base
- Opal polycarbonate diffuser, beam distribution 100° per head
- CCT colour selectable 3000K/4000K/5700K
- High efficiency SMD LED chips, integral non-dimmable LED driver
- Integral PIR motion sensor, detection distance 12m at 2.5hm, detection angle 180°, manual over-ride function, time and light level adjustments see installation instructions

### Dimensions



SES7080/1TC/BK



SES7080/2TC/BK



### Technical Specifications

Model No.	Input (V)/(Hz)	Power (W)	Lumen (lm)	CCT (K)	CRI	Beam Angle	Dimmable	Fitting Colour
SES7080/1TC/BK	240/50	15	1200/1300/1250	3000/4000/5700	> 80	100°	No	Black
SES7080/2TC/BK	240/50	2 x 15	2 x 1200/1300/1250	3000/4000/5700	> 80	2 x 100°	No	Black

For terms and conditions of catalogue data use, refer to INDEX





TC SELECTABLE

## STARPAD SE7071TC - 15W/100W

15/100 watt IP65 LED floodlight with integral selectable colour temperature

### Application

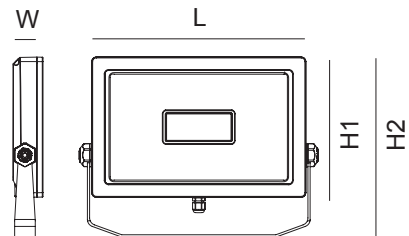
A versatile floodlight solution for residential and commercial exterior spaces

### Design Specifications

- Robust die-cast aluminium body, IK07 rated
- Durable black, silver or white powder coated finish
- Textured tempered glass front cover
- High efficiency SMD LED chips, non-dimmable LED driver, CRI >80, CCT selectable 3000K/4000K/5000K
- High performance aluminium reflector, beam distribution 100°
- Nickel plated copper cable gland with 600 mm 3 core rubber flex (15-30 watt models), 800mm for (50-100 watt models)



### Dimensions



### Performance

Dimmable Driver - No

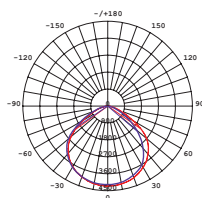
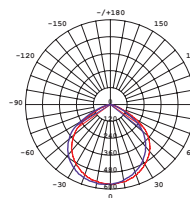


### Photometric Data

Unit: cd C0/C180 — C90/C270

SE7071/15TC/WH at 3000K

SE7071/100TC/WH at 5000K



For terms and conditions of catalogue data use, refer to INDEX





TC SELECTABLE



SE7071/100TC

SE7071/50TC

SE7071/30TC



### Technical Specifications

Model No.	Input (V)/(Hz)	Power (W)	Lumen (lm)	CCT (K)	Fitting Colour	Dimensions (L x W x H1, H2 mm)	Mass (Kg)
SE7071/15TC/WH	240/50	15	1275/1500/1350	3000/4000/5000	White	153 x 33 x 99, 153	0.6
SE7071/15TC/SL	240/50	15	1275/1500/1350	3000/4000/5000	Silver	153 x 33 x 99, 153	0.6
SE7071/15TC/BK	240/50	15	1275/1500/1350	3000/4000/5000	Black	153 x 33 x 99, 153	0.6
SE7071/30TC/WH	240/50	30	2550/3000/2700	3000/4000/5000	White	207 x 36 x 135, 204	1.0
SE7071/30TC/SL	240/50	30	2550/3000/2700	3000/4000/5000	Silver	207 x 36 x 135, 204	1.0
SE7071/30TC/BK	240/50	30	2550/3000/2700	3000/4000/5000	Black	207 x 36 x 135, 204	1.0
SE7071/50TC/WH	240/50	50	4250/5000/4500	3000/4000/5000	White	261 x 39 x 171, 246	1.5
SE7071/50TC/SL	240/50	50	4250/5000/4500	3000/4000/5000	Silver	261 x 39 x 171, 246	1.5
SE7071/50TC/BK	240/50	50	4250/5000/4500	3000/4000/5000	Black	261 x 39 x 171, 246	1.5
SE7071/100TC/WH	240/50	100	8500/10000/9000	3000/4000/5000	White	342 x 40 x 207, 290	2.6
SE7071/100TC/SL	240/50	100	8500/10000/9000	3000/4000/5000	Silver	342 x 40 x 207, 290	2.6
SE7071/100TC/BK	240/50	100	8500/10000/9000	3000/4000/5000	Black	342 x 40 x 207, 290	2.6

For terms and conditions of catalogue data use, refer to INDEX





TC SELECTABLE

## STARPAD II SE7171TC - 15W/100W

15/100 watt IP65 LED floodlight with integral selectable colour temperature

SE7171/15TC



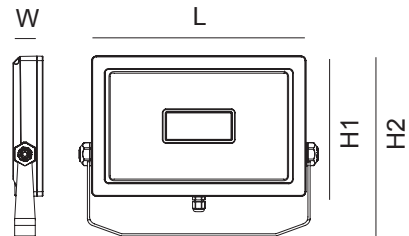
### Application

A versatile floodlight solution for residential and commercial exterior spaces

### Design Specifications

- Robust die-cast aluminium body, IK07 rated
- Durable black or silver powder coated finish
- Textured tempered glass front cover
- High efficiency SMD LED chips, non-dimmable LED driver, CRI >80, CCT selectable 3000K/4000K/5000K
- High performance aluminium reflector, beam distribution 100°
- 600 mm 3 core rubber flex (15-30 watt models), 800mm for (50-100 watt models)

### Dimensions



### Performance

Dimmable Driver - No

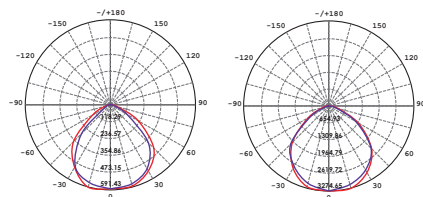


### Photometric Data

Unit: cd C0/C180 — C90/C270

SE7171/15TC/WH at 3000K

SE7171/100TC/WH at 3000K



For terms and conditions of catalogue data use, refer to INDEX



TC SELECTABLE



SE7171/100TC

SE7171/50TC

SE7171/30TC



### Technical Specifications

Model No.	Input (V)/(Hz)	Power (W)	Lumen (lm)	CCT (K)	Fitting Colour	Dimensions (L x W x H1, H2 mm)	Mass (Kg)
SE7171/15TC/WH	240/50	15	1200/1425/1275	3000/4000/5700	White	177 x 37 x 108, 164	0.63
SE7171/15TC/BK	240/50	15	1200/1425/1275	3000/4000/5700	Black	177 x 37 x 108, 164	0.63
SE7171/30TC/WH	240/50	30	2400/2850/2550	3000/4000/5700	White	217 x 40 x 130, 200	0.87
SE7171/30TC/BK	240/50	30	2400/2850/2550	3000/4000/5700	Black	217 x 40 x 130, 200	0.87
SE7171/50TC/WH	240/50	50	4000/4750/4250	3000/4000/5700	White	270 x 40 x 160, 249	1.35
SE7171/50TC/BK	240/50	50	4000/4750/4250	3000/4000/5700	Black	270 x 40 x 160, 249	1.35
SE7171/100TC/WH	240/50	100	8000/9500/8500	3000/4000/5700	White	330 x 43 x 205, 325	2.05
SE7171/100TC/BK	240/50	100	8000/9500/8500	3000/4000/5700	Black	330 x 43 x 205, 325	2.05

For terms and conditions of catalogue data use, refer to INDEX



# SAL LED BRIGHT STAR. A CREATIVE AND UNOBTRUSIVE LIGHTING SOLUTION.

D + I Design Balmain NSW

424







## BRIGHTSTAR SE7199 - 20W/30W/50W/100W/250W

IP65 LED multi-purpose and multi-wattage floodlight range, IP65, IK07

### Application

A versatile solution for residential and commercial exterior spaces

### Design Specifications

- Robust die-cast aluminium body
- Five (5) versatile body profiles ranging from 20 - 250 watts
- Durable black powder coated finish
- Tempered glass cover
- High efficiency SMD LED chips, non-dimmable integral LED driver
- Beam distribution 100° (20/30/50watt), 110° (100/200/250 watt)
- Versatile angled bracket for easy installation, wired with 3 x core rubber flex for faster installation, 20/30/50 models 1m, 100/200 models 1.5m

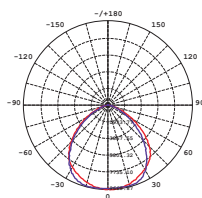
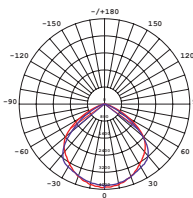


### Photometric Data

Unit: cd C0/C180 — C90/C270

SE7199/100W at 3000K

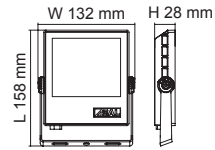
SE7199/250NDL at 5000K



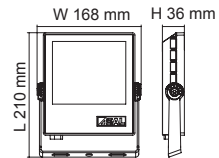
For terms and conditions of catalogue data use, refer to INDEX



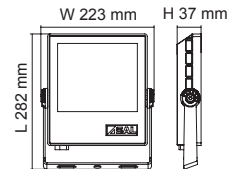
SE7199/20



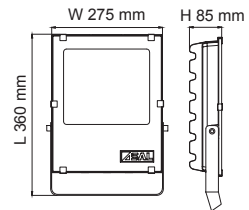
SE7199/30



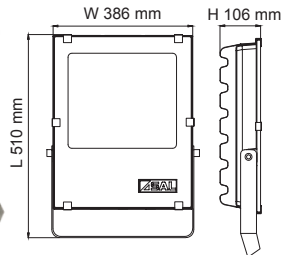
SE7199/50



SE7199/100



SE7199/200 & SE7199/250

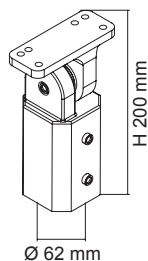




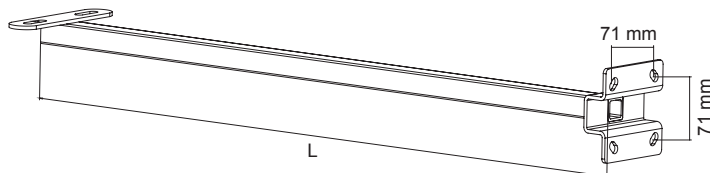
## Technical Specifications

Model No.	Input (V)/(Hz)	Power (W)	Lumen (lm)	CCT (K)	CRI	Beam Angle	Fitting Colour	Mass (Kg)
SE7199/20WW/BK	240/50	20	1400	3000	> 80	100°	Black	2.5
SE7199/20NDL/BK	240/50	20	1600	5000	> 80	100°	Black	2.5
SE7199/30WW/BK	240/50	30	2100	3000	> 80	100°	Black	2.6
SE7199/30NDL/BK	240/50	30	2400	5000	> 80	100°	Black	2.6
SE7199/50WW/BK	240/50	50	3500	3000	> 80	100°	Black	3.0
SE7199/50NDL/BK	240/50	50	4000	5000	> 80	100°	Black	3.0
SE7199/100WW/BK	240/50	100	9500	3000	> 80	110°	Black	3.9
SE7199/100NDL/BK	240/50	100	9500	5000	> 80	110°	Black	3.9
SE7199/200WW/BK	240/50	200	19000	3000	> 80	110°	Black	8.1
SE7199/200NDL/BK	240/50	200	19000	5000	> 80	110°	Black	8.1
SE7199/250WW/BK	240/50	250	22800	3000	> 80	110°	Black	8.2
SE7199/250NDL/BK	240/50	250	22800	5000	> 80	110°	Black	8.2

## Accessories



SE7099PMB/BK



SE7099AMB/BK5, SE7099AMB/BK8, SE7099AMB/BK10

## Accessories Technical Specifications

Model No.	Description	Dimensions
SE7099PMB/BK	Pole mounting bracket (for SE7199/100 only)	Φ 62 x H 200 mm
SE7099AMB/BK5	Arm mounting bracket	L 500 mm
SE7099AMB/BK8	Arm mounting bracket	L 800 mm
SE7099AMB/BK10	Arm mounting bracket	L 1000 mm



## TRADESTAR SE7169 - 70W/250W

A versatile LED floodlight range with five models ranging from 70 - 250 watt

### Application

Perfect for any exterior space from residential small wattage designs through to high performance commercial applications

### Design Specifications

- Integral LED control gear, non-dimmable  
70, 100, 150, 200, 250 watt models
- Robust die-cast aluminium body profile with multi-function angled trunnion bracket, colour black
- Pre-wired with 1500mm UV rated flex for easy installation
- IK08, IP65 rated
- CRI >80, CCT 3000/5000K and an impressive >120lm/W optical performance
- 100° wide beam distribution

### Performance

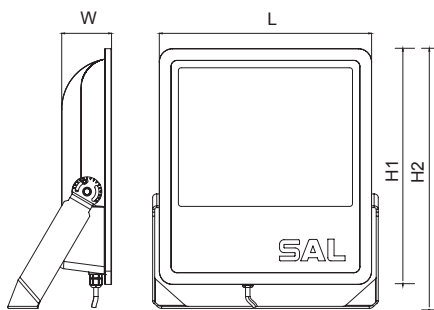
Dimmable Driver - No



SE7169/70



### Dimensions

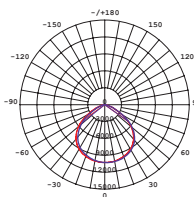
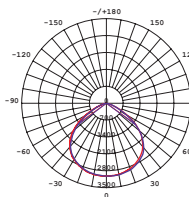


### Photometric Data

Unit: cd C0/C180 — C90/C270

SE7169/70NDL/BK at 5000K

SE7169/250NDL/BK at 5000K



For terms and conditions of catalogue data use, refer to INDEX





### Technical Specifications

Model No.	Input (V)/(Hz)	Power (W)	Lumen (lm)	CCT (K)	CRI	Fitting Colour	Dimensions (L x W x H1 mm)	Mass (Kg)
SE7169/70WW/BK	240/50	70	8100	3000	> 80	Black	210 x 54 x 220	1.9
SE7169/70NDL/BK	240/50	70	8400	5000	> 80	Black	210 x 54 x 220	1.9
SE7169/100WW/BK	240/50	100	11500	3000	> 80	Black	240 x 70 x 250	2.9
SE7169/100NDL/BK	240/50	100	12000	5000	> 80	Black	240 x 70 x 250	2.9
SE7169/150WW/BK	240/50	150	17300	3000	> 80	Black	270 x 76 x 300	4.1
SE7169/150NDL/BK	240/50	150	18000	5000	> 80	Black	270 x 76 x 300	4.1
SE7169/200WW/BK	240/50	200	23000	3000	> 80	Black	310 x 81 x 340	5.0
SE7169/200NDL/BK	240/50	200	24000	5000	> 80	Black	310 x 81 x 340	5.0
SE7169/250WW/BK	240/50	250	28800	3000	> 80	Black	360 x 92 x 400	6.9
SE7169/250NDL/BK	240/50	250	30000	5000	> 80	Black	360 x 92 x 400	6.9

For terms and conditions of catalogue data use, refer to INDEX



## POWERSTAR SE7100/600 - 600W

600 watt LED area luminaire  
IK08, IP66

### Application

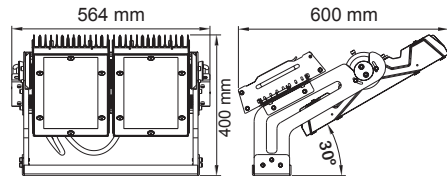
A powerful sports and area lighting solution

### Design Specifications

- Stylish die-cast aluminium body
- Durable powder coat finish
- High efficiency SMD LED chips, clear tempered glass diffuser
- Onboard constant current non-dimmable LED driver box
- 40° module frame adjustable, 70° individual module adjustable
- Asymmetrical and Symmetrical beam distributions



### Dimensions

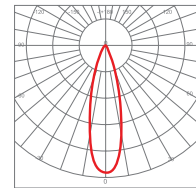
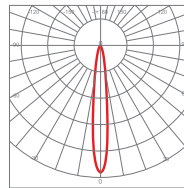


### Photometric Data

Unit: cd C0/C180 — C90/C270 —

SE7100/6018 at 5000K

SE7100/6030 at 5000K



### Performance

Dimmable Driver - No



### Technical Specifications

Model No.	Input (V)/(Hz)	Power (W)	Lumen (lm)	CCT (K)	CRI	Beam Angle	Beam Type	*Mass (Kg)
SE7100/6018	240/50	600	78000	5000	> 80	18°	Symmetrical	28
SE7100/6030	240/50	600	78000	5000	> 80	30°	Symmetrical	28
SE7100/6055	240/50	600	78000	5000	> 80	55°	Asymmetrical	28
SE7100/6155	240/50	600	78000	5000	> 80	155°	Asymmetrical	28

\*Mass shown includes control gear

For terms and conditions of catalogue data use, refer to INDEX



## POWERSTAR SE7100/900 - 900W

900 watt LED area luminaire  
IK08, IP66

### Application

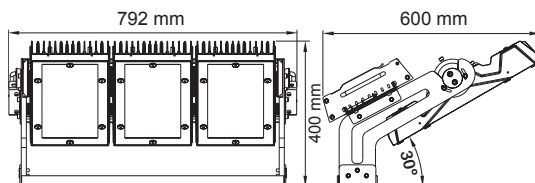
A powerful sports and area lighting solution

### Design Specifications

- Stylish die-cast aluminium body
- Durable powder coat finish
- High efficiency SMD LED chips, clear tempered glass diffuser
- Onboard constant current non-dimmable LED driver box
- 40° module frame adjustable, 70° individual module adjustable
- Asymmetrical and Symmetrical beam distributions



### Dimensions



### Performance

Dimmable Driver - No

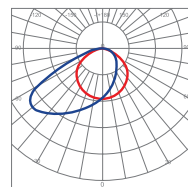
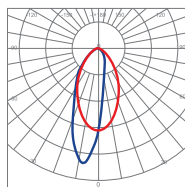


### Photometric Data

Unit: cd C0/C180 — C90/C270 —

SE7100/9055 at 5000K

SE7100/9155 at 5000K



### Technical Specifications

Model No.	Input (V)/(Hz)	Power (W)	Lumen (lm)	CCT (K)	CRI	Beam Angle	Beam Type	*Mass (Kg)
SE7100/9018	240/50	900	117000	5000	> 80	18°	Symmetrical	40
SE7100/9030	240/50	900	117000	5000	> 80	30°	Symmetrical	40
SE7100/9055	240/50	900	117000	5000	> 80	55°	Asymmetrical	40
SE7100/9155	240/50	900	117000	5000	> 80	155°	Asymmetrical	40

\*Mass shown includes control gear

For terms and conditions of catalogue data use, refer to INDEX