



SMARTER LIGHTING CHOICES

SINCE 1998



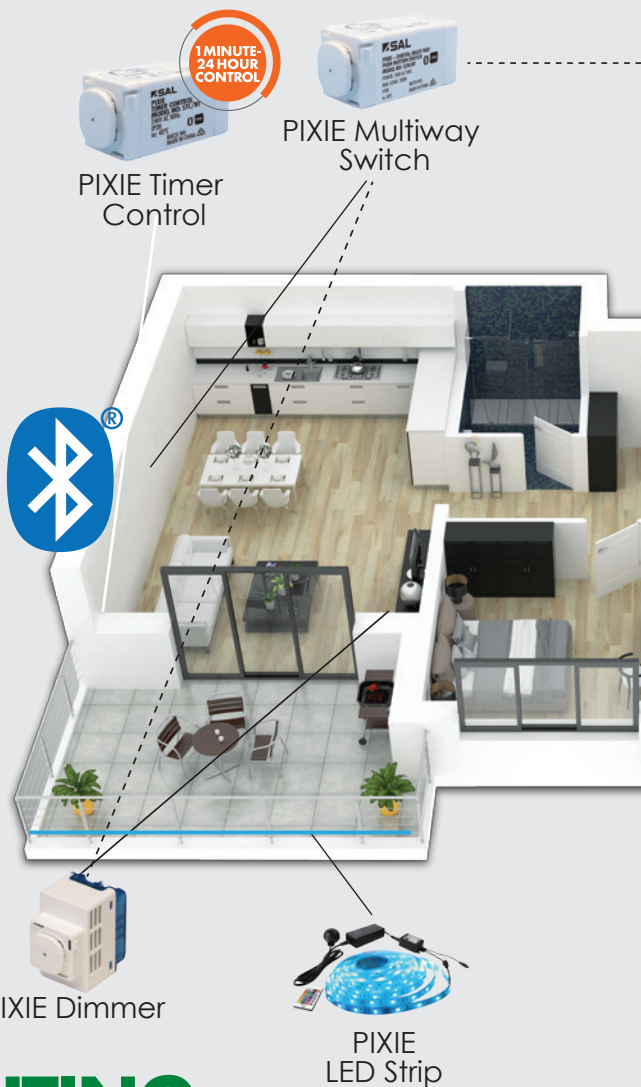
INTERIOR LIGHTING



EXTERIOR LIGHTING



**SMART LIGHTING
CONTROLS**



SMART LIGHTING CONTROLS

An innovative range of smart lighting controls with Bluetooth functionality.



PIXIE devices are a versatile range of digital lighting switches and dimmers that are designed for easy installation by an electrician and simple operation by the consumer, whether it be as a standard digital switch or dimmer or utilising the smarts of Bluetooth mesh technology.

PIXIE PLUS is an affordable choice for home lighting automation, where with the internet and the PIXIE Gateway, you can control your PIXIE lighting devices from anywhere in the world.




Device
Manage devices,
individual control



Group
Simultaneous
control a group
of up to 32 x PIXIE
devices



Schedule
Schedule your
lights



Scene
Create preset
lighting scenes



Timer
Countdown
turn-off timer



Sync
PIXIE RGB
bluetooth strip
to music

P502 SMART DIM SDD350BT



P503 SMART SWITCH SWL350BT



P504 MULTIFUNCTION SMF/BT



P506 MULTI-WAY S2W/BT



P508 MULTIFUNCTION SMC/BT



P509 PIXIE TIMER STC/BT



P512 SIGNAL BOOSTER SGB/BT



P513 PIXIE GATEWAY SGW/BT



P516 FLP12V2M/RGGBT



P517 FLP12V5M/RGGBT



P518 FLP12V2M/WW/ST



P519 FLP12V2M/NDL/ST



P520 FLP12V5M/WW/ST



P521 FLP12V5M/NDL/ST




P522 STRIP CONTROL LT891SDIM/BT



P524 STRIP CONTROL LT891SRGB/BT



P526 SMART PLUG ESS105/BT



SAL PIXIE & PIXIE Plus products can save the installer time when creating multi-switch control lighting circuits by using the innovative SAL PIXIE Multifunction control or the SAL PIXIE Multifunction remote control. Check out the wiring diagrams of the SAL PIXIE Multifunction controls to see how simple it is to save time and money with multifunction switch circuits.

Need more information on Bluetooth Technology? Check out the SAL web FAQ's or speak to your local SAL team member.



PIXIE SMART DIMMER SDD350BT G2

Bluetooth mesh push button dimmer - Generation 2



Application

Smart digital lighting control with Bluetooth mesh technology for residential and commercial spaces

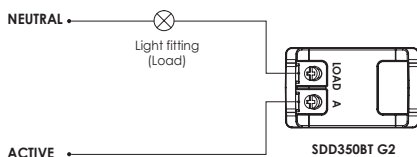
Design Specifications

- When used as a digital device, Push on/off, Hold to dim up or down, Memory function, Selectable minimum DIM level
- When used with the SAL PIXIE app, set a scene, group devices, set a schedule, DIM, switch, set a timer
- Fully compatible with PIXIE PLUS, so with the inclusion of the SAL PIXIE Gateway and the internet, you can control your PIXIE devices from anywhere in the world
- Overheating, overload and full short circuit protection, maximum load 350 watt, minimum load 2 watt
- SMART LED indicator, Trailing edge phase cutting dimming, Fit most branded switch plates. 1, 2 or 3 gang
- Complies to AS/NZS 60669.2.1, typical wireless range 15 metres

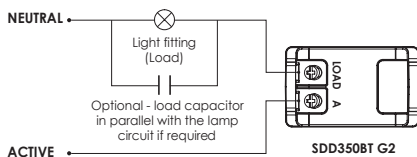


Wiring Diagram

SDD350BT G2 - Standard wiring diagram



SDD350BT G2 - Optional wiring diagram



Technical Specifications

Model No.	Input (V)/(Hz)	Min./Max. loads	Colour	Dimension (L x W x H mm)	Dimming Technique	Wireless
SDD350BT	240/50	2W*/350W	White	40 x 24 x 38	Trailing edge	Bluetooth Mesh Technology

*Subject to product capability, this size load may require the inclusion of the LOAD capacitor included in the product carton.

For terms and conditions of catalogue data use, refer to INDEX



PIXIE SMART SWITCH SWL350BT G2

Bluetooth mesh push button switch - Generation 2



Application

Smart digital lighting control with Bluetooth mesh technology for residential and commercial spaces

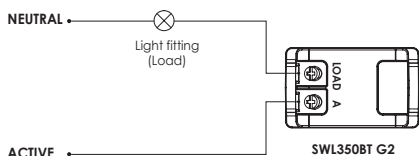
Design Specifications

- Smaller design profile and easier to install with large wiring terminals
- Operating the device with the "PIXIE" APP allows the user to set a scene, group devices, set a schedule, set a timer and more!
- Fully compatible with PIXIE PLUS, so with the inclusion of the SAL PIXIE Gateway and the internet, you can control your PIXIE devices from anywhere in the world
- Overheating, overload and full short circuit protection, maximum load 350 watt, minimum load 13 watt. For load type compatibility, please refer to installation instructions
- SMART LED indicator, Fits most branded switch plates. 1, 2 or 3 gang
- Complies to AS/NZS 60669.2.1, typical wireless range 15 metres

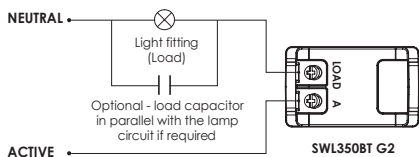


Wiring Diagram

SWL350BT G2 - Standard wiring diagram



SWL350BT G2 - Optional wiring diagram



Technical Specifications

Model No.	Input (V)/(Hz)	Min./Max. loads	Colour	Dimension (L x W x H mm)	Wireless
SWL350BT	240/50	13W*/350W	White	40 x 24 x 38	Bluetooth Mesh Technology

*Subject to product capability, this size load may require the inclusion of the LOAD capacitor included in the product carton.



PIXIE MULTIFUNCTION CONTROL SMF/BT

Digital push button multifunction control




Application

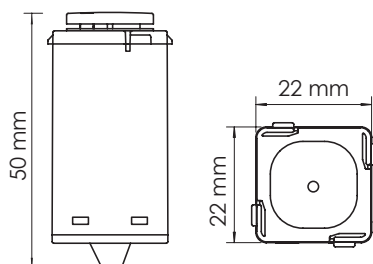
Ideal for residential designs, commercial interior spaces requiring multiple location device control

Design Specifications

- Digital push button control to enable multi-way switching or dimming control, group control or scene activation, simply with an active and neutral termination. All devices must be paired once installed, for functionality.
- Three (3) complimentary key caps provided to suit most switch plates
- Easy to install, dim and switch with ease, two wire termination mech.
- Switch and dimming control is achieved only in conjunction with PIXIE smart switch (SWL350BT) or PIXIE smart dimmer (SDD350BT) or PIXIE Smart LED strip kits
- Fully compatible with PIXIE PLUS, so with the inclusion of the SAL Gateway and the internet, you can control your PIXIE devices from anywhere in the world.



Dimensions



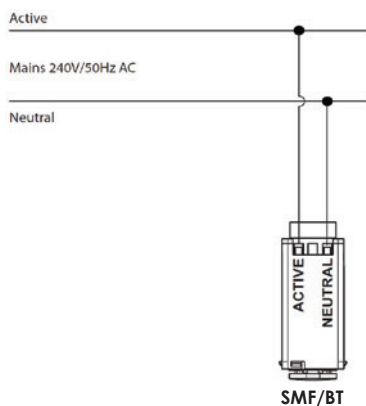
Technical Specifications

Model No.	Input (V)/(Hz)	Colour	Dimension (L x W x H mm)	Wireless
SMF/BT	240/50	White	50 x 22 x 22	Bluetooth Mesh Technology

For terms and conditions of catalogue data use, refer to INDEX



Wiring Diagram



SWL350BT



PIXIE White Strip



SDD350BT



PIXIE RGB Strip

The SMF/BT must be paired with a SAL PIXIE product to operate, Switch, DIM and more!

Operation on SMF/BT	W/ SDD350BT	W/ SWL350BT	W/ PIXIE RGB Strip	W/ PIXIE White Strip
Turn ON/OFF	A quick click on the button will turn the light on or off.	A quick click on the button will turn the light on or off.	A quick click on the button will turn the light on or off.	A quick click on the button will turn the light on or off.
Dimming	When the light is on, long press the button to dim up or down, release the button to stop. When the light is off, long press the button to turn on the light at minimum brightness and increase brightness, release the button to stop.		When the light is on, long press the button to dim up or down, release the button to stop. When the light is off, long press the button to turn on the light at minimum brightness and increase brightness, release the button to stop.	When the light is on, long press the button to dim up or down, release the button to stop. When the light is off, long press the button to turn on the light at minimum brightness and increase brightness, release the button to stop.
Short cut to max. brightness	When the light is on, double click to directly set light to maximum brightness. When the light is off, double click to directly set light to maximum brightness.		When the light is on, double click to directly set light to maximum brightness. When the light is off, double click to directly set light to maximum brightness.	When the light is on, double click to directly set light to maximum brightness. When the light is off, double click to directly set light to maximum brightness.
Change colour or colour temperature	For S9842 downlight only. When light is on, triple click the button to switch to the next colour temperature (CCT). CCT circulate in 3000K->4000K->5700K.		When light is on, triple click to switch to the next colour. Colour circulate in White -> Red -> Green -> Blue.	



PIXIE MULTI-WAY SWITCH S2W/BT

Digital push button 2 way or 3 way switch or dimming control



Application

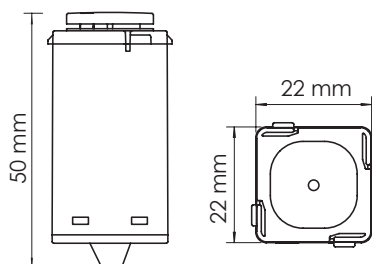
Ideal for residential designs, commercial interior spaces requiring multiple location device control

Design Specifications

- Digital remote push button control to enable 2 way or 3 way switch or dimming control,
- Three (3) complimentary key caps provided to suit most switch plates
- Complies to AS/NZS 60669.2.1, easy to retrofit, DIM and switch with ease, with no messy additional wiring circuits required.
- Two wire termination mech.
- Switch and dimming control is achieved only in conjunction with PIXIE smart switch (SWL350BT) or PIXIE smart dimmer (SDD350BT). All devices must be paired once installed, for functionality.
- Fully compatible with the PIXIE app and PIXIE PLUS app, so with the inclusion of the SAL Gateway and the internet, you can control your PIXIE devices from anywhere in the world.



Dimensions



Technical Specifications

Model No.	Input (V)/(Hz)	Colour	Dimension (L x W x H mm)	Wireless
S2W/BT	240/50	White	50 x 22 x 22	Bluetooth Mesh Technology

For terms and conditions of catalogue data use, refer to INDEX



Wiring Diagram

Fig. 1: Replacing an existing two-way switching with PIXIE two-way dimming / switching

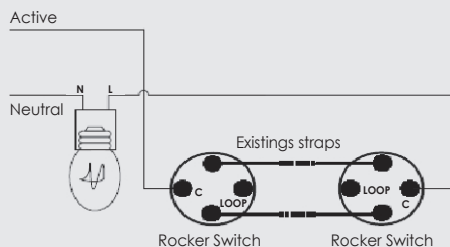


Fig. 2: Replacing an existing three-way switching with PIXIE three-way dimming / switching

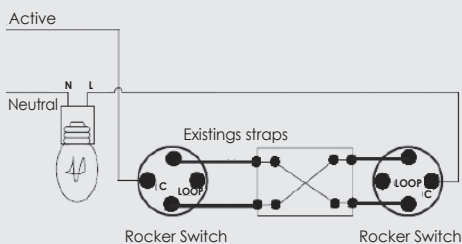


Fig. 1A: PIXIE new installation two-way dimming / switching

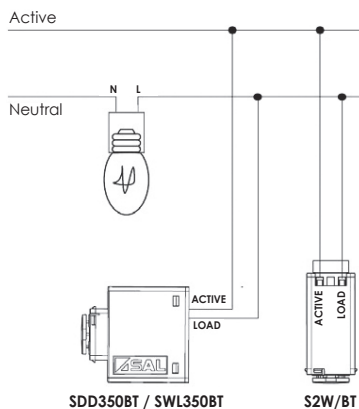
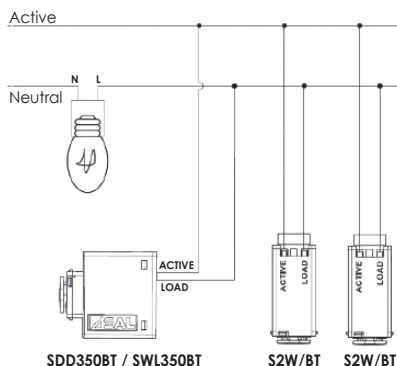


Fig. 2A: PIXIE new installation three-way dimming / switching circuit





PIXIE MULTIFUNCTION REMOTE CONTROL SMC/BT

Battery powered push button remote control



Application

Ideal for residential designs, care homes where access to switches is difficult or restricted for the user and installations where additional wiring requirements is unrealistic

Design Specifications

- Digital remote push button control with connectivity to any PIXIE device within 15 metres
- Simple, remote battery control with a blue LED function indicator
- Dim, switch with ease, no messy wiring Switch and dimming control is achieved only in conjunction with PIXIE devices or products. All devices must be paired for functionality.
- Standard colour - WHITE, ϕ 45mm x 14mm hm, **order code SMC/BT** and don't forget about the very stylish covers **SRC/BTP** which are packed in sets of three (3)



Technical Specifications

Model No.	Input (V DC)	Colour	Dimension (D x H mm)	Wireless
SMC/BT	6	White	ϕ 45 x 14	Bluetooth Mesh Technology
SRC/BTP		White & Red & Grey		

For terms and conditions of catalogue data use, refer to INDEX



PIXIE TIMER CONTROL STC/BT

Push button timer delay control
from 1 minute to 24 hours



Application

Ideal for residential designs and commercial interior spaces requiring precise digital scheduling

Design Specifications

- Digital push button control
- Three (3) complimentary key caps provided to suit most switch plates
- Easy to install, (1) minute to (24) hour programmable delay time
- PIXIE Bluetooth enabled for easy navigation and time selection
- Functionality is achieved only with SAL PIXIE devices
- Fully compatible with PIXIE PLUS, so with the inclusion of the SAL PIXIE Gateway and the internet, you can control your PIXIE devices from anywhere in the world



Technical Specifications

Model No.	Input (V)/(Hz)	Colour	Dimension (L x W x H mm)	Wireless
STC/BT	240/50	White	50 x 22 x 22	Bluetooth Mesh Technology



CONTROL YOUR LIGHTING FROM ANYWHERE IN THE WORLD



Need more information?

Select any of the PIXIE videos found on sal.net.au or YouTube



PIXIE Introduction




PIXIE Switch & Dimmer



PIXIE Multiway Switch



PIXIE Multifunction Control/Remote Control



PIXIE app



PIXIE PLUS app



PIXIE USB SIGNAL BOOSTER SGB/BT

PIXIE USB signal booster designed to extend the PIXIE control network



Application

Ideal for installations where the wireless signal strength is limited

Design Specifications

- The PIXIE Signal Booster is a USB powered device that can plug into standard USB port, working under DC 5V 1A
- The device is designed to expand the signal coverage of the PIXIE network, maintaining a consistent wireless signal within the PIXIE system
- Maximum distance between any PIXIE device is ideally 15 metres, with a maximum of 10 x SGBT/BT devices per PIXIE HOME
- Switch and dimming control is achieved only in conjunction with PIXIE devices or products
- The SGB/BT LED indicator can be turned off if required. To turn off the LED indicator: Quickly click the button 7 times to totally turn off LED indicator



Quick installation Instructions

1. ESTABLISH A HOME FOR THE BOOSTER –

Select a position within the installation, where the signal booster can be located centrally and no further than 15 metres from a PIXIE device.

2. INSTALLATION –

Insert the Signal Booster into standard USB port (DC 5V 1A), initially the LED indicator is in white colour.

3. PAIR THE BOOSTER –

Open the PIXIE app via your smart phone device, then select "Device" -> "Add device", which will then search for the signal booster. Once identified add it into the app and when the LED indicator on signal booster turns blue, it is paired.



Technical Specifications

Model No.	Input (V)/(Hz)	Colour	Dimension (L x W x H mm)	Wireless
SGB/BT	240/50	Black	70 x 23 x 10	Bluetooth Mesh Technology

For terms and conditions of catalogue data use, refer to INDEX



PIXIE GATEWAY SGW/BT

PIXIE Gateway - control your PIXIE devices from anywhere in the world



Application

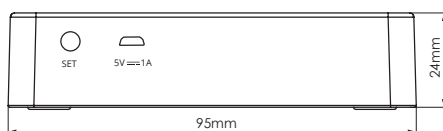
An affordable choice in home or office lighting automation with WIFI connectivity

Design Specifications

- Simple plug and play design, controlling up to 32 x PIXIE devices per gateway, 5V DC, 1A, 240V
- Compatible with popular voice control devices, such as Google Home and Amazon Alexa
- The PIXIE Gateway is supported by a FREE app for easy navigation - PIXIE PLUS
- The PIXIE PLUS app is compatible with all SAL PIXIE products
- Switch, dim, schedule, group, set a timer, set a scene, sync your PIXIE led strips to music and more with PIXIE PLUS.
- Need more help in navigation? Check out the HELP page on the PIXIE PLUS app or visit YOUTUBE for the PIXIE PLUS introduction video




Dimensions



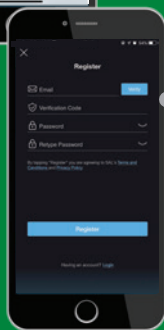
Technical Specifications

Model No.	Input (V)/(Hz)	Colour	Dimension (L x W x H mm)	Wireless
SGW/BT	240/50	Black	95 x 95 x 24	Bluetooth Mesh Technology

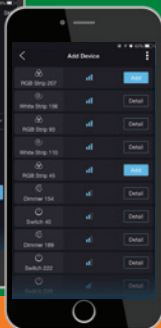
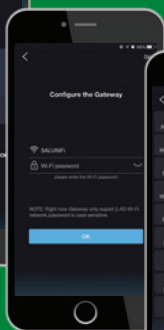
PIXIE PLUS is an affordable choice for home lighting automation, where you can control your lighting from anywhere in the world.



Step 1. Scan the QR code below and download the SAL PIXIE PLUS app to your smart phone or tablet.



Step 2. Launch the app and register your PIXIE PLUS account.



Step 3. Create a HOME, then connect and discover the PIXIE GATEWAY device. Once you configure your time zone and pair your WiFi router, you are ready to add your controllable PIXIE devices.





PIXIE PLUS is easy to operate and allows the user to control a comprehensive selection of lighting commands; set a scene, set a schedule, dim, switch, group devices, sync your lights to music and more! After the simple installation of the PIXIE Gateway and the PIXIE PLUS app, you can control your PIXIE home lighting devices via the internet, or voice control with the addition of a popular voice control device.

For ease of connectivity, the free SAL PIXIE PLUS app is available from the App store in iOS and Google Play Android platforms. PIXIE digital switches, multifunction controls and dimming devices comply with AS/NZS 60669.2.1 and are designed to fit most common branded single, double or triple switch plates and are provided with a set of complimentary shaped key caps.





FLEXI SMART FLP12V2M/RGBBT

2m smart lighting RGB LED strip kit
with dimming and scene control



Application

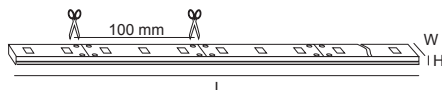
Home theatre, bar features, decorative
task illumination demanding smart controls

Design Specifications

- Smart RGB LED strip kit colour and brightness controlled by included remote, or PIXIE app
- Four different flashing modes with dimming memory function
- High performance, stable, even light output, Pre wired for easy installation, plug-in & ready to use and cuttable every 100mm. NOTE: when cutting LED strips, it is always important to calculate the remaining LED load to reconfirm its compatibility with the existing driver, as driver changes may be required with moderate reduction in loads.
- IP44 strip only, driver IP20
- NOTE: heatsink required for warranty and system performance



Dimensions



Additional functions when used with the PIXIE or PIXIE PLUS app

- **Timer Function:** Set strips or strip groups to remain on for set period and set a countdown timer (1 min. to 24 hours) until strips or strip groups turn off
- **Schedule Function:** Set strips or strip groups specific time to turn on and off. Required brightness levels can also be selected
- **Group Function:** Group strips together into strip groups and control as one
- **Scene Function:** Set a range of scenarios (scenes) by individual strips or strip groups and activate with one touch



Technical Specifications

Model No.	Input (V)/(Hz)	Power (W/m)	Colour	Dimming Technique	Beam Angle	Cuttable Length	Dimension (L x W x H mm)	LED Qty.
FLP12V2M/RGBBT	240/50	5.4	RGB	PIXIE	115°	100 mm	2000 x 10 x 3	30p/m

For terms and conditions of catalogue data use, refer to INDEX



FLEXI SMART FLP12V5M/RGBBT

5m smart lighting RGB LED strip kit
with dimming and scene control



Application

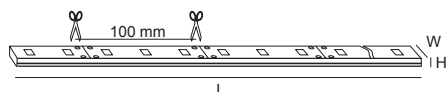
Home theatre, bar features, decorative
task illumination demanding smart controls

Design Specifications

- Smart RGB LED strip kit colour and brightness controlled by included remote, or PIXIE app
- Four different flashing modes with dimming memory function
- High performance, stable, even light output, Pre wired for easy installation, plug-in & ready to use and cuttable every 100mm. NOTE: when cutting LED strips, it is always important to calculate the remaining LED load to reconfirm its compatibility with the existing driver, as driver changes may be required with moderate reduction in loads.
- IP44 strip only, driver IP20
- NOTE: heatsink required for warranty and system performance



Dimensions



Additional functions when used with the PIXIE or PIXIE PLUS app

- **Timer Function:** Set strips or strip groups to remain on for set period and set a countdown timer (1 min. to 24 hours) until strips or strip groups turn off
- **Schedule Function:** Set strips or strip groups specific time to turn on and off. Required brightness levels can also be selected
- **Group Function:** Group strips together into strip groups and control as one
- **Scene Function:** Set a range of scenarios (scenes) by individual strips or strip groups and activate with one touch



Technical Specifications

Model No.	Input (V)/(Hz)	Power (W/m)	Colour	Dimming Technique	Beam Angle	Cuttable Length	Dimension (L x W x H mm)	LED Qty.
FLP12V5M/RGBBT	240/50	5.4	RGB	PIXIE	115°	100 mm	5000 x 10 x 3	30p/m



FLEXI SMART FLP12V2M/WW/ST

2m smart lighting, warm white strip kit



Application

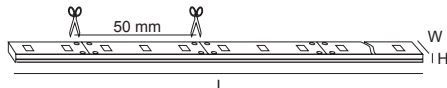
Home theatre, bar features, decorative task illumination demanding smart controls

Design Specifications

- Smart LED strip kit
- Dimmable controlled by included remote, or PIXIE app
- Dimming memory function, High performance, stable, even light output
- Pre wired for easy installation, plug-in & ready to use
- Cuttable every 50mm, 2m kits, lumens shown are lm/m, strip power 6w/m.
NOTE: when cutting LED strips, it is always important to calculate the remaining LED load to reconfirm its compatibility with the existing driver, as driver changes may be required with moderate reduction in loads.
- IP44 strip only, driver IP20
- NOTE: Heatsink required



Dimensions



Additional functions when used with the PIXIE or PIXIE PLUS app

- **Timer Function:** Set strips or strip groups to remain on for set period and set a countdown timer (1 min. to 24 hours) until strips or strip groups turn off
- **Schedule Function:** Set strips or strip groups specific time to turn on and off. Required brightness levels can also be selected
- **Group Function:** Group strips together into strip groups and control as one
- **Scene Function:** Set a range of scenarios (scenes) by individual strips or strip groups and activate with one touch



Technical Specifications

Model No.	Input (V)/(Hz)	Power (W/m)	Lumen (lm/m)	CCT (K)	Beam Angle	Cuttable Length	Dimension (L x W x H mm)	LED Qty.
FLP12V2M/WW/ST	240/50	6	350	3000	115°	50 mm	2000 x 8 x 2.5	60p/m

For terms and conditions of catalogue data use, refer to INDEX



FLEXI SMART FLP12V2M/NDL/STB

2m smart lighting, neutral day light strip kit



Application

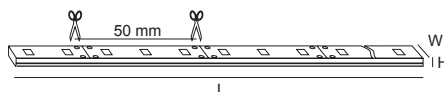
Home theatre, bar features, decorative task illumination demanding smart controls

Design Specifications

- Smart LED strip kit
- Dimmable controlled by included remote, or PIXIE app
- Dimming memory function, High performance, stable, even light output
- Pre wired for easy installation, plug-in & ready to use
- Cuttable every 50mm, 2m kits, lumens shown are lm/m, strip power 6w/m.
NOTE: when cutting LED strips, it is always important to calculate the remaining LED load to reconfirm its compatibility with the existing driver, as driver changes may be required with moderate reduction in loads.
- IP44 strip only, driver IP20
- NOTE: Heatsink required



Dimensions



Additional functions when used with the PIXIE or PIXIE PLUS app

- **Timer Function:** Set strips or strip groups to remain on for set period and set a countdown timer (1 min. to 24 hours) until strips or strip groups turn off
- **Schedule Function:** Set strips or strip groups specific time to turn on and off. Required brightness levels can also be selected
- **Group Function:** Group strips together into strip groups and control as one
- **Scene Function:** Set a range of scenarios (scenes) by individual strips or strip groups and activate with one touch



Technical Specifications

Model No.	Input (V)/(Hz)	Power (W/m)	Lumen (lm/m)	CCT (K)	Beam Angle	Cuttable Length	Dimension (L x W x H mm)	LED Qty.
FLP12V2M/NDL/STB	240/50	6	350	5000	115°	50 mm	2000 x 8 x 2.5	60p/m



FLEXI SMART FLP12V5M/WW/ST

5m smart lighting, warm white strip kit



Application

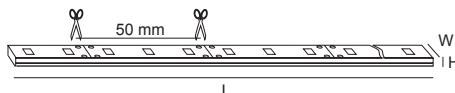
Decorative feature lighting which requires innovative smart lighting controls

Design Specifications

- Smart LED strip kit
- Dimmable controlled by included remote, or PIXIE app
- Dimming memory function, High performance, stable, even light output
- Pre wired for easy installation, plug-in & ready to use
- Cuttable every 50mm, 5m kits, lumens shown are lm/m, strip power 6w/m.
NOTE: when cutting LED strips, it is always important to calculate the remaining LED load to reconfirm its compatibility with the existing driver, as driver changes may be required with moderate reduction in loads.
- IP44 strip only, driver IP20
- NOTE: Heatsink required



Dimensions



Additional functions when used with the PIXIE or PIXIE PLUS app

- **Timer Function:** Set strips or strip groups to remain on for set period and set a countdown timer (1 min. to 24 hours) until strips or strip groups turn off
- **Schedule Function:** Set strips or strip groups specific time to turn on and off. Required brightness levels can also be selected
- **Group Function:** Group strips together into strip groups and control as one
- **Scene Function:** Set a range of scenarios (scenes) by individual strips or strip groups and activate with one touch



Technical Specifications

Model No.	Input (V)/(Hz)	Power (W/m)	Lumen (lm/m)	CCT (K)	Beam Angle	Cuttable Length	Dimension (L x W x H mm)	LED Qty.
FLP12V5M/WW/ST	240/50	6	350	3000	115°	50 mm	5000 x 8 x 2.5	60p/m

For terms and conditions of catalogue data use, refer to INDEX



FLEXI SMART FLP12V5M/NDL/STB

5m smart lighting, neutral day light strip kit



Application

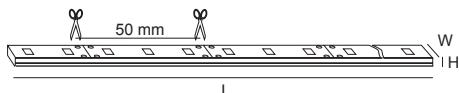
Decorative feature lighting which requires innovative smart lighting controls

Design Specifications

- Smart LED strip kit
- Dimmable controlled by included remote, or PIXIE app
- Dimming memory function, High performance, stable, even light output
- Pre wired for easy installation, plug-in & ready to use
- Cuttable every 50mm, 5m kits, lumens shown are lm/m, strip power 6w/m.
NOTE: when cutting LED strips, it is always important to calculate the remaining LED load to reconfirm its compatibility with the existing driver, as driver changes may be required with moderate reduction in loads.
- IP44 strip only, driver IP20
- NOTE: Heatsink required



Dimensions



Additional functions when used with the PIXIE or PIXIE PLUS app

- **Timer Function:** Set strips or strip groups to remain on for set period and set a countdown timer (1 min. to 24 hours) until strips or strip groups turn off
- **Schedule Function:** Set strips or strip groups specific time to turn on and off. Required brightness levels can also be selected
- **Group Function:** Group strips together into strip groups and control as one
- **Scene Function:** Set a range of scenarios (scenes) by individual strips or strip groups and activate with one touch



Technical Specifications

Model No.	Input (V)/(Hz)	Power (W/m)	Lumen (lm/m)	CCT (K)	Beam Angle	Cuttable Length	Dimension (L x W x H mm)	LED Qty.
FLP12V5M/NDL/STB	240/50	6	350	5000	115°	50 mm	5000 x 8 x 2.5	60p/m



LED STRIP CONTROL LT8915DIM/BT

Single colour LED strip controller




Application

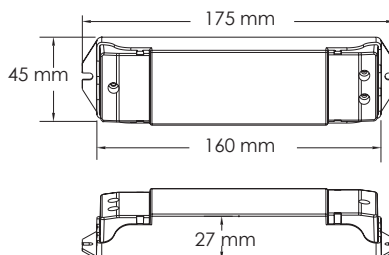
Home theatre, commercial spaces and decorative feature lighting designs which require smart control

Design Specifications

- Designed for single colour brightness control
- Smooth 0 - 100% dimming
- Input voltage range: 12-24V DC
- 360W maximum power output at 24V
- One channel with two sets of terminals for easy wiring
- Supports momentary switch (bell press control) on any wall plates
- Control button for easy commissioning
- Optional memory function
- Supports both wireless and wired group control



Dimensions



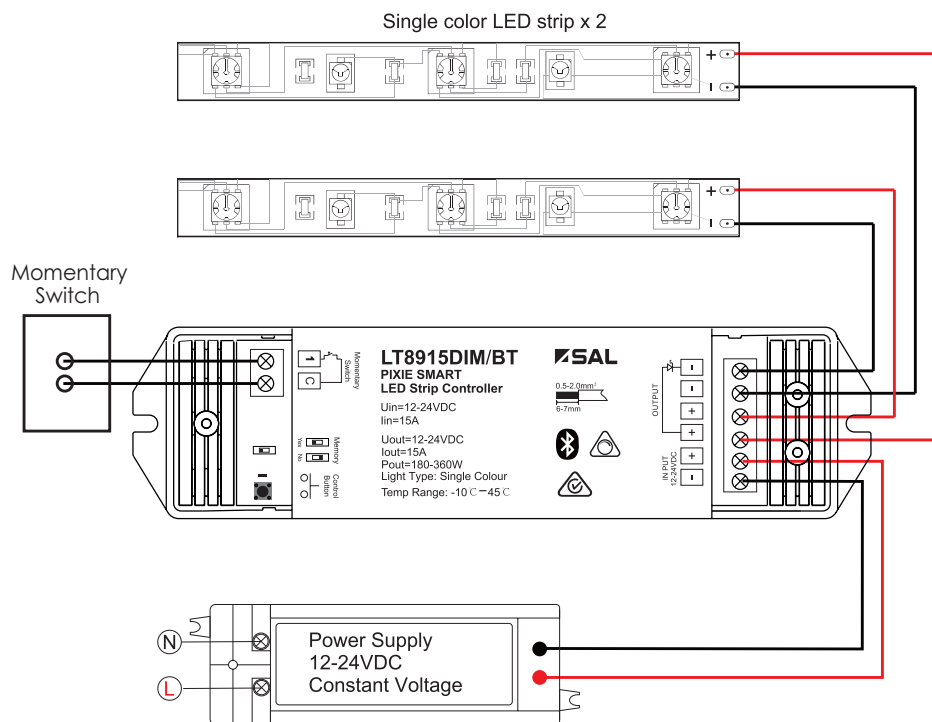
Technical Specifications

Model No.	Description	Input (V)	Power (W)	Dimmable	Body Colour	Dimensions (L x W x H mm)
LT8915DIM/BT	LED STRIP CONTROLLER	12-24 DC	Max 360	Yes	White	175 x 45 x 27

For terms and conditions of catalogue data use, refer to INDEX



Wiring Diagram





LED STRIP CONTROL LT8915RGB/BT

RGB colour LED strip controller



Application

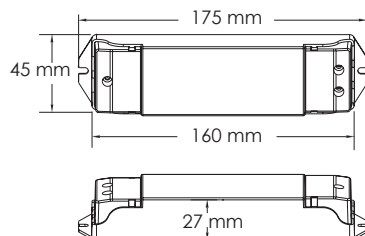
Home theatre, commercial spaces and decorative feature lighting designs which require smart control

Design Specifications

- Designed for RGB colour and brightness control
- Smooth 0 - 100% dimming
- Input voltage range: 12-24V DC
- Each controller provides three output channels with a maximum current of 6A for each channel
- 432W maximum power output at 24V
- Supports momentary switch (bell press control) on any wall plates
- Control button for easy commissioning
- Four flashing modes
- Optional memory function
- Supports both wireless and wired group control



Dimensions



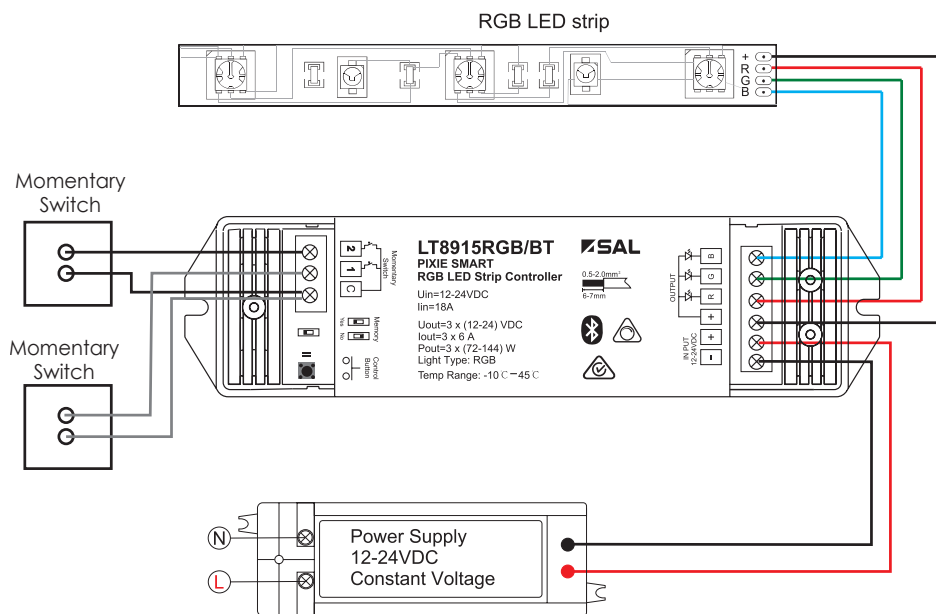
Technical Specifications

Model No.	Description	Input (V)	Power (W)	Dimmable	Body Colour	Dimensions (L x W x H mm)
LT8915RGB/BT	RGB LED STRIP CONTROLLER	12-24 DC	Max 432	Yes	White	175 x 45 x 27

For terms and conditions of catalogue data use, refer to INDEX



Wiring Diagram





PORTABLE SMART PLUG ESS105/BT

Australian approved portable three pin 240V, 6A plug




Application

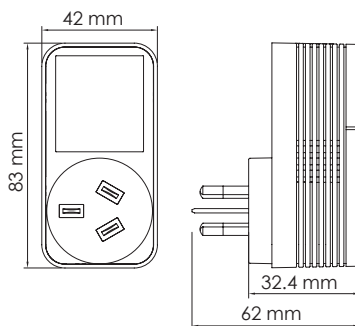
Portable surface plug,
ideal for the office or home

Design Specifications

- Australian approved three pin portable 240V, 6A plug, compliant to AS/NZS 3105:2014, AS/NZS 60950.1:2015
- Integral USB port, 5V DC, 1.5A
- Bluetooth mesh technology, control your device with PIXIE or PIXIE Plus
- Durable polycarbonate construction
- Colour white, compact, low profile design
- Plug output and USB port can be controlled separately
- Programmable schedules for the plug output and USB port with PIXIE



Dimensions



Technical Specifications

Model No.	Input (V)/(Hz)	Max. Loads	Dimensions (L x W x H mm)	Type
ESS105/BT	240/50	6A	82 x 62 x 42	Portable, three pin, USB

For terms and conditions of catalogue data use, refer to INDEX



PIXIE PLUS app control functions include - **set a timer**, no need for cumbersome portable wall mount devices, **schedule function** allows you to dim or switch devices on or off with brightness control and memory, **group function** allows you to group dimmers or switches, **scene function** allows you to set a scene and create an exciting ambience, **sync PIXIE RGB LED strip** to your favourite music.

Device

Manage devices, individual control



Group

Simultaneous control a group of up to 32 x PIXIE devices



Schedule

Schedule your lights



Scene

Create preset lighting scenes



Timer

Countdown turn-off timer



Sync

PIXIE RGB bluetooth strip to music

The **PIXIE PLUS** app is smart enough to control multiple **HOME** locations, work or play!

PIXIE PLUS is compatible with popular voice control devices.



works with the
Google Assistant

**And Amazon
Alexa**