

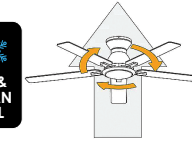
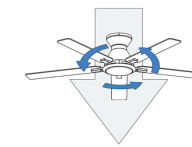


Designed
to Cool,
Crafted
to Last.



2025-2026





In warm weather, airflow generated by a fan in a counter clockwise rotation, circulates cool air.

In cool weather, airflow generated by a fan in a clockwise rotation, circulates warm ceiling air.

Our new ceiling fan range is an expansive collection of styles, colours, controls and performance, perfect for any place called home.



Ceiling Fan Design Guide

When choosing a ceiling fan, always consider the room size and fan placement to ensure a balanced airflow, optimal performance, and harmony with the room's layout is achieved.



Scan me for more info



3 speed wall control included.
Perfect for traditional retrofit AC installations.

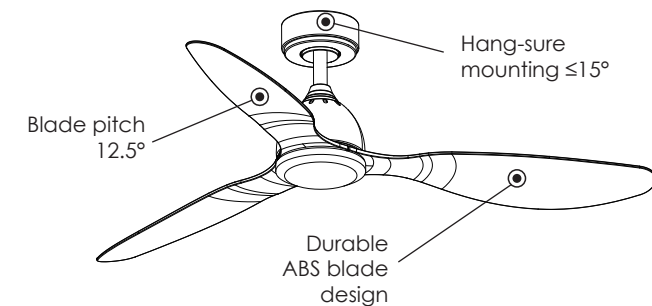
AC
MOTOR
50 WATT

3 SPEED
WALL
CONTROL

BLADES - 3

≤15°

WAVERLEY 52
132CM
High Performance Ceiling Fan



Medium
size room

- High performance 50W AC motor.
- Powerful airflow 10,000 m³/h.
- Durable ABS blade design.
- Choice of BLACK or WHITE models.
- Ideal for indoor or covered outdoor environments.
- Product codes - SACF01/52/3WH, SACF01/52/3BK.

Specifications

220-240V AC 50Hz
50W motor,
max 10,000m³/h
Mass: 6.4kg

Dimensions

52" (1320mm), H 317mm,
canopy diameter 150mm,
ceiling drop 296mm,
blade pitch 12.5°,
hang-sure angle ≤15°



3 speed wall control included.
Perfect for traditional retrofit AC installations.

AC
MOTOR
50 WATT

3 SPEED
WALL
CONTROL

BLADES - 3

≤15°

LED
18 WATT

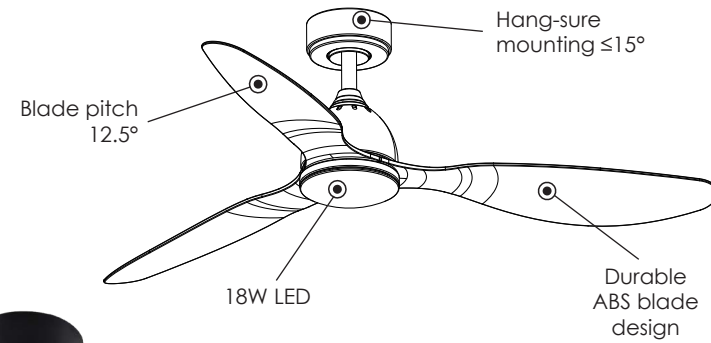
CCT SELECTABLE

3000K
WARM
WHITE

4000K
COOL
WHITE

6000K
DAYLIGHT

WAVERLEY 52"
132CM
High Performance Ceiling Fan

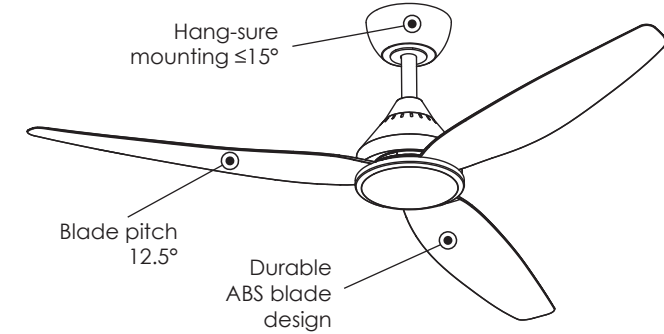


Medium
size room

- High performance 50W AC motor.
- 18W LED light.
- Powerful airflow 10,000 m³/h.
- Durable ABS blade design.
- Choice of BLACK or WHITE models.
- Ideal for indoor or covered outdoor environments.
- Product codes - SACF01/52/3WH/L, SACF01/52/3BK/L.

Specifications
220-240V AC 50Hz
50W motor,
18W LED,
max 10,000m³/h
Mass: 6.6kg

Dimensions
52" (1320mm),
H 340mm,
canopy diameter 150mm,
ceiling drop 296mm,
blade pitch 12.5°,
hang-sure angle ≤15°



- High performance 48W AC motor.
- Powerful airflow 10,820 m³/h.
- Durable ABS blade design.
- Choice of BLACK or WHITE models.
- Ideal for indoor or covered outdoor environments.
- Summer and Winter fan control.
- Product codes - SACF11/48/3WH, SACF11/48/3BK.

Specifications
220-240V AC 50Hz
48W motor,
max 10,820m³/h
Mass: 5.4kg

Dimensions
48" (1252mm),
H 300mm,
canopy diameter 150mm,
ceiling drop 240mm,
blade pitch 12.5°,
hang-sure angle ≤15°



3 speed wall control included.
Perfect for traditional retrofit AC installations.

AC
MOTOR
48 WATT

3 SPEED
WALL
CONTROL

SUMMER & WINTER
FAN CONTROL

BLADES - 3

≤15°

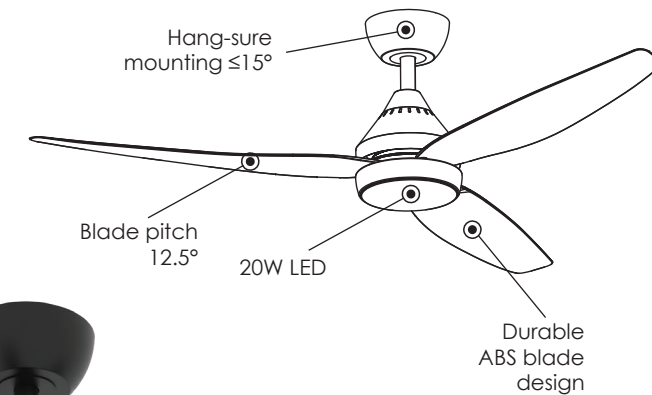
LED
20 WATT

CCT SELECTABLE
3000K
WARM
WHITE

4000K
COOL
WHITE

6000K
DAYLIGHT

CROYDON
48"
122CM
High Performance Ceiling Fan



Small
size room

- High performance 48W AC motor.
- Powerful airflow 10,820 m³/h.
- Durable ABS blade design.
- Choice of BLACK or WHITE models.
- Ideal for indoor or covered outdoor environments.
- 20W CCT selectable LED.
- Product codes - SACF11/48/3WH/L, SACF11/48/3BK/L.

Specifications

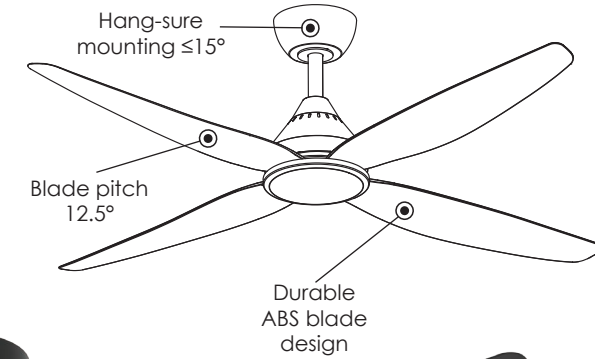
220-240V AC 50Hz ,
48W motor,
20W LED,
max 10,820m³/h
Mass: 5.6kg

Dimensions

48" (1250mm), H 325mm,
canopy diameter 150mm,
ceiling drop 240mm,
blade pitch 12.5° ,
hang-sure angle $\leq 15^\circ$



3 speed wall control included.
Perfect for traditional retrofit AC installations.



Medium size room

- High performance 54W AC motor.
- Powerful airflow 11,630 m³/h.
- Durable ABS blade design.
- Choice of BLACK or WHITE models.
- Ideal for indoor or covered outdoor environments.
- Summer and Winter fan control.
- Product codes - SACF11/52/4WH, SACF11/52/4BK.

Specifications
220-240V AC 50Hz
54W motor,
max 11,630m³/h
Mass: 6.4kg

Dimensions
52" (1362mm), H 300mm,
canopy diameter 150mm,
ceiling drop 240mm,
blade pitch 12.5°,
hang-sure angle ≤15°.



3 speed wall control included. Perfect for traditional retrofit AC installations.

AC MOTOR
54 WATT

3 SPEED
WALL CONTROL

SUMMER & WINTER FAN CONTROL

BLADES-4

≤15°

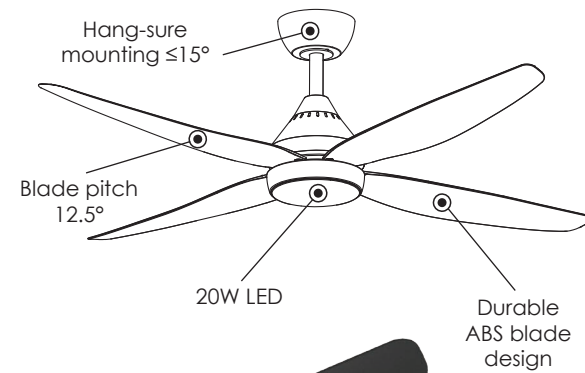
LED
20 WATT

CCT SELECTABLE
3000K
WARM WHITE

4000K
COOL WHITE

6000K
DAYLIGHT

AUGUSTA
52"
132CM
High Performance Ceiling Fan



Medium size room

- High performance 54W AC motor.
- Powerful airflow 11,630 m³/h.
- Durable ABS blade design.
- Choice of BLACK or WHITE models.
- 20W CCT selectable LED light.
- Ideal for indoor or covered outdoor environments.
- Product codes - SACF11/52/4WH/L, SACF11/52/4BK/L.

Specifications

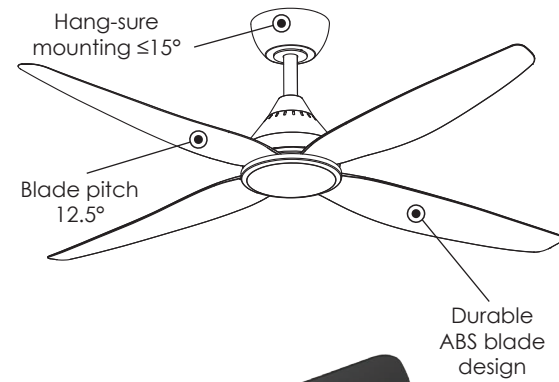
220-240V AC 50Hz
54W motor,
20W LED,
max 11,630m³/h
Mass: 6.6kg

Dimensions

52" (1362mm), H 325mm,
canopy diameter 150mm,
ceiling drop 240mm,
blade pitch 12.5°,
hang-sure angle ≤15°.



3 speed wall control included.
Perfect for traditional retrofit AC installations.



Large size room

- High performance 60W AC motor.
- Powerful airflow 13,050 m³/h.
- Durable ABS blade design.
- Choice of BLACK or WHITE models.
- Ideal for indoor or covered outdoor environments.
- Summer and Winter fan control.
- Product codes - SACF11/56/4WH, SACF11/56/4BK.

Specifications
220-240V AC 50Hz
60W motor,
max 13,050m³/h
Mass: 7.4kg

Dimensions
56" (1460mm), H 300mm,
canopy diameter 150mm,
ceiling drop 240mm,
blade pitch 12.5°,
hang-sure angle ≤15°.



3 speed wall control included. Perfect for traditional retrofit AC installations.

AC MOTOR 60 WATT

3 SPEED WALL CONTROL

SUMMER & WINTER FAN CONTROL

BLADES - 4

≤15°

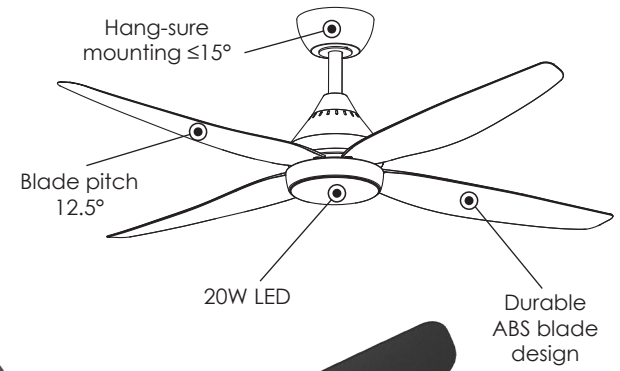
LED 20 WATT

CCT SELECTABLE

3000K WARM WHITE

4000K COOL WHITE

6000K DAYLIGHT



Large size room

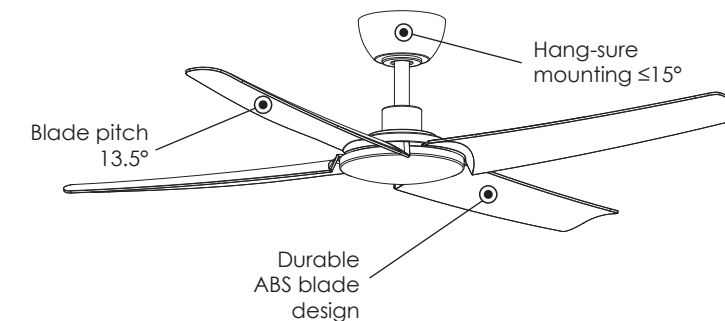
- High performance 60W AC motor.
- Powerful airflow 13,050 m3/h.
- Durable ABS blade design.
- Choice of BLACK or WHITE models.
- 20W CCT selectable LED light.
- Ideal for indoor or covered outdoor environments.
- Product codes - SACF11/56/4WH/L, SACF11/56/4BK/L.

Specifications
220-240V AC 50Hz
60W motor,
20W LED,
max 13,050m³/h
Mass: 7.6kg

Dimensions
56" (1460mm), H 325mm,
canopy diametre 150mm,
ceiling drop 240mm,
blade pitch 12.5°,
hang-sure angle ≤15°.



6 speed wall control included, perfect for retrofit AC installations.



Medium size room

- Super quiet 30W DC motor.
- Powerful airflow 10,160 m³/h.
- Durable ABS blade design.
- Choice of BLACK or WHITE models.
- Ideal for indoor or covered outdoor environments.
- Fan timer and sleep mode control.
- Product codes - SDCF21/52/4WH, SDCF21/52/4BK.

Specifications
220-240V AC 50Hz
30W motor,
max 10,160m³/h
Mass: 5.0kg

Dimensions
52" (1320mm), H 265mm,
canopy diameter 154mm,
ceiling drop 190mm,
blade pitch 13.5°,
hang-sure angle ≤15°.



6 speed wall control included, perfect for retrofit AC installations.

DC MOTOR
30 WATT

6 SPEED
WALL CONTROL

SUMMER & WINTER FAN CONTROL

BLADES - 4

≤15°

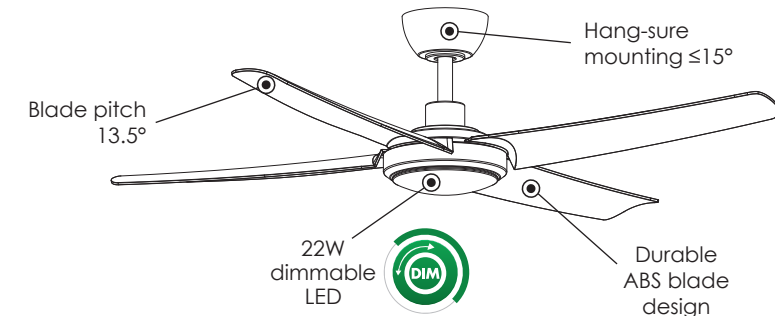
LED
22 WATT

CCT SELECTABLE
3000K
WARM WHITE

4000K
COOL WHITE

6000K
DAYLIGHT

BARDEN 52"
132CM
High Performance Ceiling Fan



Medium size room

- Super quiet 30W DC motor.
- Powerful airflow 10,160 m³/h.
- Durable ABS blade design.
- 22W dimmable, CCT selectable LED.
- Choice of BLACK or WHITE models.
- Ideal for indoor or covered outdoor environments.
- Fan timer and sleep mode control.
- Product codes - SDCF21/52/4WH/L, SDCF21/52/4BK/L.

Specifications

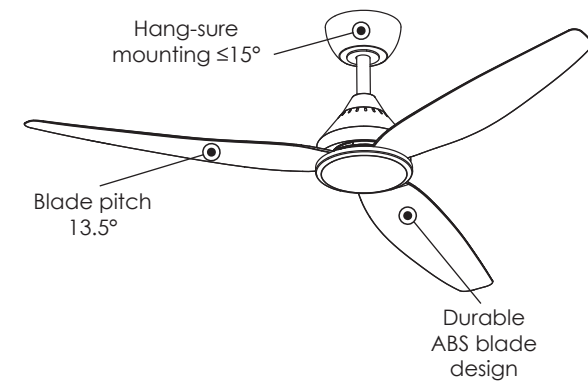
220-240V AC 50Hz
30W motor,
22W dimmable LED
max 10,160m³/h
Mass: 5.3kg

Dimensions


52" (1320mm), H 300mm,
canopy diameter 154mm,
ceiling drop 190mm,
blade pitch 13.5°,
hang-sure angle ≤15°.



HOLBROOK 48"
122CM
High Performance Ceiling Fan



Small
size room



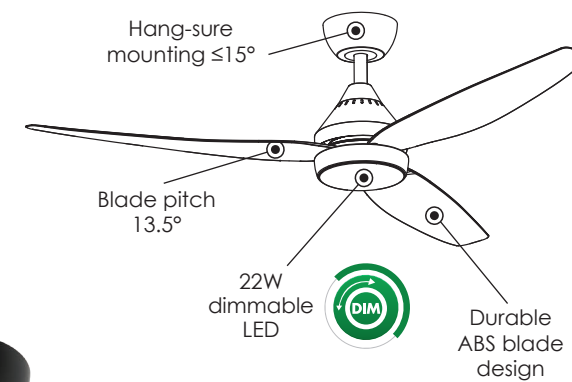
- Super quiet 30W DC motor.
- Powerful airflow 11,080 m³/h.
- Durable ABS blade design.
- Choice of BLACK or WHITE models.
- Ideal for indoor or covered outdoor environments.
- Fan timer and breeze mode control.
- Product codes - SDCF11/48/3WH, SDCF11/48/3BK.

Specifications
220-240V AC 50Hz
30W motor,
max 11,080m³/h
Mass: 5.8kg

Dimensions
48" (1252mm), H 300mm,
canopy diameter 150mm,
ceiling drop 240mm,
blade pitch 13.5°,
hang-sure angle ≤15°.



HOLBROOK
48"
122CM
+8ft
High Performance Ceiling Fan



Small
size room



- Super quiet 30W DC motor.
- Powerful airflow 11,080 m³/h.
- Durable ABS blade design.
- Choice of BLACK or WHITE models.
- 22W dimmable, CCT selectable LED.
- Ideal for indoor or covered outdoor environments.
- Fan timer and breeze mode control.
- Product codes - SDCF11/48/3WH/L, SDCF11/48/3BK/L.

Specifications

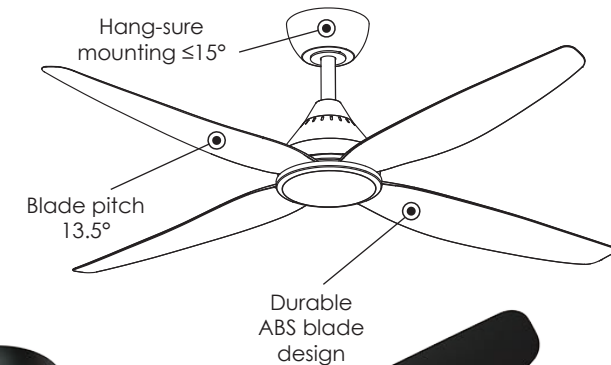
220-240V AC 50Hz
30W motor,
22W dimmable LED
max 11,080m³/h
Mass: 5.8kg

Dimensions

48" (1252mm), H 325mm,
canopy diameter 150mm,
ceiling drop 240mm,
blade pitch 13.5°,
hang-sure angle ≤15°.



FORBES 52"
132CM
High Performance Ceiling Fan



Medium
size room

- Super quiet 30W DC motor.
- Durable ABS blade design.
- Powerful airflow 12,290 m³/h.
- Choice of BLACK or WHITE models.
- Ideal for indoor or covered outdoor environments.
- Fan timer and breeze mode control.
- Product codes - SDCF11/52/4WH, SDCF11/52/4BK.

Specifications

220-240V AC 50Hz
30W motor,
max 12,290m³/h
Mass: 6.0kg

Dimensions

52" (1362mm), H 300mm,
canopy diameter 150mm,
ceiling drop 240mm,
blade pitch 13.5°,
hang-sure angle ≤15°.



6 speed wall
and remote control
included.



DC
MOTOR
30 WATT

6 SPEED
WALL
CONTROL

SUMMER &
WINTER FAN
CONTROL

BLADES - 4

≤15°


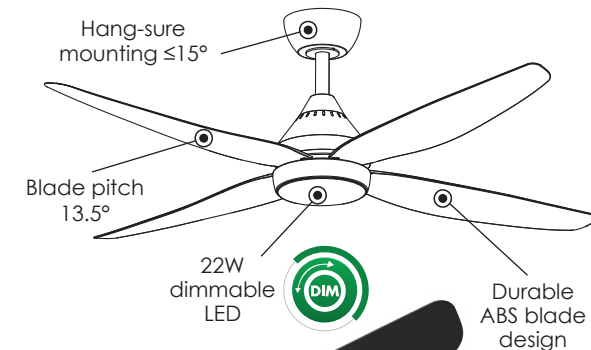
LED
22 WATT

CCT SELECTABLE
3000K
WARM
WHITE

4000K
COOL
WHITE

6000K
DAYLIGHT

FORBES 52"
132CM
High Performance Ceiling Fan



Medium
size room

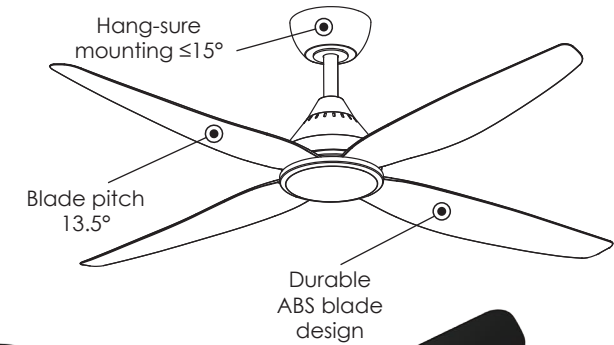
- Super quiet 30W DC motor.
- Powerful airflow 12,290m³/h
- 22W dimmable, CCT selectable LED.
- Durable ABS blade design.
- Choice of BLACK or WHITE models.
- Ideal for indoor or covered outdoor environments.
- Fan timer and breeze mode control.
- Product codes - SDCF11/52/4WH/L, SDCF11/52/4BK/L.

Specifications

220-240V AC 50Hz
30W motor,
22W dimmable LED,
max 12,290m³/h
Mass: 6.0kg

Dimensions

52" (1362mm), H 325mm,
canopy diameter 150mm,
ceiling drop 240mm,
blade pitch 13.5°,
hang-sure angle ≤15°.



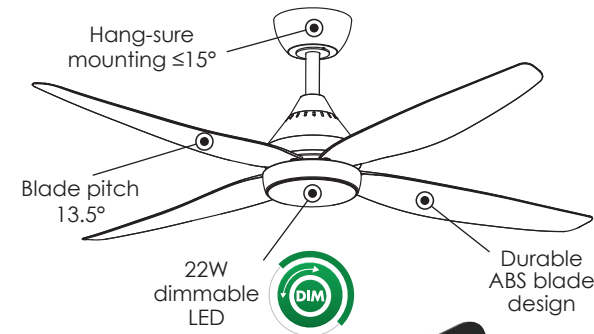
- Super quiet 30W DC motor.
- Powerful airflow 12,660 m³/h.
- Durable ABS blade design.
- Choice of BLACK or WHITE models.
- Ideal for indoor or covered outdoor environments.
- Fan timer and breeze mode control.
- Product codes - SDCF11/56/4WH, SDCF11/56/4BK.

Specifications
220-240V AC 50Hz
30W motor,
max 12,660m³/h
Mass: 7.2kg

Dimensions
56" (1460mm), H 300mm,
canopy diameter 150mm,
ceiling drop 240mm,
blade pitch 13.5°,
hang-sure angle ≤15°.



LEURA 56+
142CM
High Performance Ceiling Fan



- Super quiet 30W DC motor.
- Powerful airflow 12,660 m³/h.
- Durable ABS blade design.
- 22W dimmable, CCT selectable LED.
- Choice of BLACK or WHITE models.
- Ideal for indoor or covered outdoor environments.
- Fan timer and breeze mode control.
- Product codes - SDCF11/56/4WH/L, SDCF11/56/4BK/L.

Specifications

220-240V AC 50Hz
30W motor,
22W dimmable LED
max 12,660³/h
Mass: 7.2kg

Dimensions

56" (1460mm), H 325mm,
canopy diameter 150mm,
ceiling drop 240mm,
blade pitch 13.5°,
hang-sure angle ≤15°.



🏠 SAL National - 40 Biloela Street Villawood NSW 2163

☎ +61 2 9723 3099

🌐 www.sal.net.au

✉ info@sal.net.au

🏠 VICT/TAS - 46/48 Keys Road Moorabbin VIC 3189

☎ +61 3 9532 3168

✉ info@sal.net.au

🏠 QLD - 36 Whitelaw Place Richlands QLD 4077

☎ +61 7 3879 5999

✉ info@sal.net.au

🏠 SA/NT - 79 Frederick St Welland SA 5007

☎ +61 8 7084 1958

✉ info@sal.net.au

🏠 WA - 29 Beringarra Avenue Malaga WA 6090

☎ +61 8 9248 7458

✉ info@sal.net.au

**Warranty 3 + 3 provides first 3 years (motor) in-house service for residential use only,
see installation instructions for terms.*



Scan for
warranty